



**Feather River
Community College District**

2017 - 2018

FINAL BUDGET

Katie Schmid
Chief Accountant

TABLE OF CONTENTS

Board of Trustees.....	1
Budget Committee Members.....	2
Statement of Mission.....	4
Statement of Vision.....	4
Feather River College Strategic Plan.....	5
Adjustments Reflected in the Proposed Final 2017-18 Budget.....	15
Budget Strategy and APR Funding Recommendations for 2017-18.....	16
Employer Fixed Costs – Table.....	20
2017-18 Final Budget Act – Memo from the Chancellor’s Office.....	21
Determination of 2017-18 Appropriation Limit (Gann Limit).....	24
2017-18 Nonresident Fees Calculations.....	27
Feather River Community College Schedule of Fees.....	33
2017-18 Advance Principal Apportionment Report.....	35
Summary All Funds.....	36
Unrestricted General Fund Revenues.....	38
Unrestricted General Fund.....	43
Restricted General Fund.....	89
Child Development Fund.....	125
Capital Outlay Project Fund.....	129
Retiree Benefits Fund.....	133
Financial Aid Fund.....	137

FEATHER RIVER COMMUNITY COLLEGE DISTRICT

BOARD OF TRUSTEES 2017-18

**John Sheehan – Board President – Trustee Area III
Dr. James Meyers – Trustee Area I
Bill Elliott – Trustee Area II
Guy McNett – Trustee Area IV
Dr. Dana Ware – Trustee Area V
Ambria Holm – Student Trustee**

**Kevin Trutna Ed.D. – Board Secretary
Cynthia Hall – Administrative Assistant**



Feather River College

**Feather River College
570 Golden Eagle Avenue
Quincy, CA 95971
(530) 283-0202**

www.frc.edu

Feather River Community College District

Budget Committee Members

2016-17

Carlie McCarthy	CMcCarthy@frc.edu
Crystal Anderson	canderson@frc.edu
Cynthia Hall	chall@frc.edu
David Burris	DBurris@frc.edu
Dr. Derek Lerch	dlerch@frc.edu
Dr. Katie Desmond	kdesmond@frc.edu
Dr. Kevin Trutna	KTrutna@frc.edu
Dr. Michael Bagley	mbagley@frc.edu
Jim Scoubes	jscoubes@frc.edu
JP Tanner	jptanner@frc.edu
Katie Schmid	kschmid@frc.edu
Nick Boyd	nboyd@frc.edu

Feather River Community College District

Budget Committee Members

2017-18

Carlie McCarthy	CMcCarthy@frc.edu
Cynthia Hall	chall@frc.edu
David Burris	DBurris@frc.edu
Dr. Derek Lerch	dlersch@frc.edu
Dr. Katie Desmond	kdesmond@frc.edu
Dr. Kevin Trutna	KTrutna@frc.edu
Dr. Michael Bagley	mbagley@frc.edu
Jim Scoubes	jscoubes@frc.edu
JP Tanner	jptanner@frc.edu
Michelle Ryback	mryback@frc.edu
Nick Boyd	nboyd@frc.edu
Sean Harris	sharris@frc.edu

FEATHER RIVER COMMUNITY COLLEGE DISTRICT

Statement of Mission

Feather River College provides high-quality, comprehensive student education as well as opportunities for learning, workforce preparation, and achievement in a small college environment. The College provides general education, associate and bachelor's degrees, certificates, transfer programs, and life-long learning for a diverse student population by serving local, regional, national and international students through traditional face-to-face instruction as well as distance education. The College also serves as a cultural and economic leader for all communities that lie within the District and embraces the opportunities afforded by its natural setting.

Statement of Vision

Feather River College cultivates engaged citizens striving for a resilient, solution-based society. As a campus community, we aim to foster the values of education, service, and stewardship in our students, staff, and community. We will continue to develop our educational and co-curricular offerings to support our students' pursuit of sustainable, fulfilling, and dynamic lives.



Feather River College



2016-2020

Feather River College Strategic Plan



Strategic Plan

President's Message

This strategic plan was developed as the overarching plan for the growth and sustainability of Feather River College over the next 4 years from 2016-2020. This plan is different in that it incorporates input from existing committees, accreditation planning, other college goals, and the program review process. The purpose of this Strategic Plan is to provide the basis for all college planning – both in terms of yearly goals and long term goals for the betterment and growth of Feather River College. This is not a standalone plan; it is a dynamic document that will change with new information and provide the basis for long term stability and to ensure alignment with ACCJC accreditation standards. The Strategic Plan provides the measurable outcomes in support of the FRC Mission. The Educational Plan, Strategic Technology Plan, Facilities Master Plan and others exist to support the overall Strategic Plan.

Major objectives:

- FRC will continue to offer quality educational programs for students in support of the FRC Mission.
- FRC will maintain 100% apportionment level funding from earned FTES.
- FRC will improve in the California Community College Student Success Scorecard measurable outcomes.
- Student Services will meet or exceed requirements for the Student Support Services Programs, Basic Skills Initiative, and Student Equity Plan.
- FRC will continue to sponsor and support, in keeping with its Mission, liberal arts and sciences. (Including general education and transfer), vocational education and developmental education
- Enrollment in general education will continue to increase, because of increased number of fulltime students.
- FRC will continue to offer intercollegiate sports. A majority of students participating in intercollegiate sports will take college-level transferable classes.
- There will be an ongoing demand for distance education, noncredit courses, Incarcerated Students Program, and other instructional service agreements.
- FRC will offer one bachelor's degree in Equine and Ranch Management.


Structure and Philosophy of the Plan

Feather River College has many levels to its institutional planning. Annual program reviews (APRs) are submitted by each program and department to provide yearly planning goals, SLO integration, and budget development in support of program goals. Comprehensive Program Reviews (CPRs) occur every four years and is designed to provide a more in-depth analysis of data and SLO achievement information. In addition, an action plan was included with the recent ACCJC institutional self-evaluation that provided a planning agenda for recommendations from the site visit and noted self-improvement list of objectives. Finally, existing committees have been charged with developing yearly goals in support of the objectives from the Strategic Plan.

The overall goals for the Feather River College 2015-2019 Strategic Plan are organized under the four ACCJC accreditation standards and provide a foundation for integrated planning.

Feather River College uses its mission and other philosophical statements as the overarching goals for the district. Strategic Direction I assures that the college will work to improve institutional effectiveness through the execution of the mission, effective communication, quality assurance, and measuring institutional effectiveness. Strategic Direction II ensures high-quality educational programs and student support services for all students. Standard III provides for the analysis and planning of resources that support the FRC mission, including personnel, facilities, technology and providing fiscal support while maintaining fiscal stability. Strategic Direction IV defines and measures the roles of decision-making processes and ensures that the college has a sufficient structure to support the mission.

FRC allocates resources to programs to effectively support the student learning identified in the mission while maintaining fiscal stability. Program leaders will link program plans (comprehensive and annual program reviews) to strategic directions. One of the criteria for funding programs will be the degree to which proposed objectives further Feather River College's mission and strategic directions. Committees, programs, and employees of the district (through their regular duties) will work toward the execution of the mission.



Mission Statement

Feather River College provides high-quality, comprehensive student education and opportunities for learning, workforce preparation, and achievement in a small college environment. The College provides general education, associate's degrees, bachelor's degrees, certificates, transfer programs, and life-long learning for a diverse student population by serving local, regional, national and international students through traditional face-to-face instruction as well as distance education. The College also serves as a cultural, and economic leader for all communities that lie within the District and embraces the opportunities afforded by its natural setting.

Strategic Direction I

Institutional Effectiveness: College policies and processes ensure the effectiveness of the teaching/learning culture, quality assurance and mission appropriateness while also improving communication and outreach efforts.



- A. The President's Office will collegially develop ways to measure how the college fulfills the College Mission Statement and communicate these quality assurance measures to the campus, community, and Board of Trustees. This will be measured by the development and reporting of metrics that are directly related to measuring the mission. (Identified in Accreditation Planning Agenda)
- B. The SLOAC Committee will ensure that student learning improvement is a visible priority in practices and decision-making across the College. This will be demonstrated by (1) establishing SLO improvement as a criterion in APR prioritization, (2) developing a mini-grant process tied to comprehensive program review to fund one-time costs, and (3) finalizing and publicizing an Assessment Plan. (Identified by COI, SLOAC, Curriculum, Academic Policies)
- C. The Office of Research and Planning will publish standard reports that demonstrate the decisions and changes brought about by the SLOAC and Planning Process that improved institutional effectiveness. This will be evidenced by yearly reports that highlight activities and decisions which demonstrate improved institutional effectiveness. (Identified in Accreditation Planning Agenda)
- D. The Office of Research and Planning will collegially develop a structured process for evaluating the College's shared decision-making and committee recommendations. This will be evidenced by the development and implementation of an appropriate survey along with presentations regarding the results to the campus community. (Identified in Accreditation Planning Agenda and Accreditation Standards)
- E. The President's Office will transition the College to a new website and ensure up-to-date College publications. This will be evidenced by results from surveys and focus groups regarding the effectiveness of the website. (Identified in Accreditation Planning Agenda)

Support Plans

College governance committee planning and working documents interlink with this strategic goal. Through the execution of these plans, the college will meet the expectations of Strategic Direction I. These plans include: Comprehensive Program Reviews; Annual Program Reviews; Accreditation Self Evaluation Report Planning Agenda Items; The Strategic Technology Plan.

Committee Support

The following committees have been identified as directly supporting Strategic Direction I through their actions: Academic Policies; Budget Committee; Communication Committee; Council on Instruction; Curriculum Committee; President's Cabinet; President's Staff; Strategic Planning Committee; Student Learning Outcomes Assessment Committee; Sustainability Action Team.

Strategic Direction II

Student Learning: The College offers high-quality educational programs and support services that support student learning. This includes prioritizing student success initiatives, instructional programs, student services and library support to support the overall goals of student access, retention, student equity, active student life, and strong academic programs.



- A. The Strategic Enrollment Management Committee will develop a model to predict and track overall FTES and headcount by instructional delivery method defined as follows: 1) students who attend FRC primarily on campus and through distance education, 2) students enrolled in Instructional Service Agreement courses, and 3) students enrolled in the Incarcerated Student Program. FTES and headcount reports will be developed by instructional method for each term. Once implemented, the prediction model will be reviewed to determine its effectiveness and accuracy. (Identified in Accreditation Planning Agenda, Strategic Enrollment Committee)
- B. The Council on Instruction and Academic Senate will guide the development of experiences that promote skills development, improved student course choices, and a sense of community at all levels. This will be demonstrated by (1) establishing a book in common program or similar supplemental programs, (2) improving clarity of course requisite expectations and adherence, (3) implementing more culminating projects or portfolios, and (4) improved graduation and retention rates. (Identified by COI, Academic Senate, Curriculum Academic Policies)
- C. The Strategic Enrollment Management Committee will determine through data analysis and discussion with all areas an FTES/headcount goal for each instructional delivery method. The Committee will recommend strategies for growth in all delivery areas with an emphasis on on-campus students in anticipation of funding by the state of California. These recommendations will be based on facilities, personnel, and overall costs. (Identified by Strategic Enrollment Committee, Accreditation Planning Agenda)
- D. The Council on Instruction and Curriculum Committee will maintain and develop academic programs that allow the College to competitively market itself to prospective students by:
 1. Marketing FRC as a solid Liberal Arts educational institution while maintaining its strength in unique and career/technical programs, as measured by the increased availability of transfer degrees and their associated enrollment.
 2. Creating, marketing, and delivering distance education offerings that allow the College to better serve local and regional students as shown by an improved DE presence on the College website, better integration with the California Virtual Campus, established quality-assurance procedures for DE courses, and approval of DE programs and support services by the ACCJC.
 3. Improving the curriculum approval and tracking process to quickly respond to program needs as shown by the adoption of a curriculum-management system (e.g., CurricUNET). (Identified by COI, SLOAC, Curriculum, Academic Policies)
- E. The Office of Research and Planning will collaborate with the Office of Instruction to assess the effectiveness of online and correspondence courses, including student learning outcomes to ensure that effective teaching and student learning is taking

place regardless of method of instruction. This will be evidenced by a comparison of SLO achievement across all teaching disciplines. (Identified by Accreditation Planning Agenda)

- F. The Office of Research and Planning will work with the Office of Student Services to assess student support services available to distance education students. This will be demonstrated by positive responses to student surveys. (Identified by Accreditation Planning Agenda)
- G. The Diversity Committee will promote campus dialogue about the unique challenges of the various population groups we serve in relationship to race, sexual orientation, age, gender, disability, religion, and socioeconomic status, and will respond to issues that are insensitive to these population groups. This will be measured by the number of events which include audience interaction and dialog, surveys of event participants, and review of the Campus Climate Survey related to acceptance of diversity (Identified by Diversity Committee)
- H. The Council on Instruction will ensure adequate access to Library and Instructional Resource Center resources for students is available regardless of the method of course delivery. This will be demonstrated by establishing an assessment of these services by students and pertinent employees. (Identified by Accreditation Planning Committee)
- I. The Student Services Council will improve communication both within Student Services and across the college by discussing and resolving issues, disseminating pertinent information, coordinating efforts to better serve all students, and providing a consistent message about how we serve students. This will result in an enhanced image and reputation for Student Services division, as well as more meaningful partnerships within the Student Services division, across the college, and throughout the community we serve. (Identified by Student Services Council)
- J. The Student Intervention Committee will support the success of all students through an early intervention system. The effectiveness of the system will be measured by the number of faculty making referrals, the number of students referred, and the number of students who received additional services. (Identified by the Student Intervention Committee)



Support Plans

College tactical plans interlink with this strategic goal. Through the execution of these plans, the college will meet the expectations of Strategic Direction II. These plans include: Annual Program Reviews; Accreditation Self Evaluation Report Planning Agenda Items; Comprehensive Program Reviews; Education Master Plan; Student Services Plan, and Student Equity Plan



Committee Support

The following committees have been identified as directly supporting Strategic Direction II through their actions: Academic Policies; Basic Skills Committee; Communication Committee; Council on Instruction; Curriculum Committee; Diversity Committee; President's Cabinet; President's Staff; Strategic Enrollment Management Committee; Strategic Planning Committee; Student Learning Outcomes Assessment Committee; Student Services Council; Sustainability Action Team.

Strategic Direction III

Resources: The College provides resources to support the mission by appropriately planning, maintaining, training personnel, and ensuring adequate fiscal resources that support operations.

- A. The EEO Advisory Committee will create new methodologies for the hiring process to enhance the search committee's ability to effectively identify qualified candidates, which will be demonstrated by data from the EEO asking three short questions at the end of each selection process. (Identified by EEO Advisory Committee)
- B. The Office of Human Resources will develop and institute a new employee orientation that will provide required information and training to all new employees. (Identified Accreditation Planning Agenda)
- C. The Academic Senate will ratify a faculty staffing plan that identifies key areas where hiring should occur to support a breadth of offerings and maintain instructional balance, support enrollment growth, and stabilize instructional quality. This will be demonstrated by short-term and long-term analyses of faculty positions by COI and the Academic Senate with a final recommendation to administration. (Identified in Accreditation Planning Agenda, Academic Senate)
- D. The Professional Development Committee will review and provide professional development opportunities that enhance student learning and institutional effectiveness as evidenced by assessing those opportunities, determining funding sources for supporting those opportunities, marketing the opportunities, and by attendance at those functions. (Identified by Professional Development Committee)

- E. The Strategic Technology Committee will support student learning as evidenced by:
 - 1. Improving student access and bandwidth to network resources both in campus student computer labs and wirelessly.
 - 2. Improving and providing uniformity in the computer and A/V classroom equipment.
 - 3. Providing a platform to more effectively exchange, manage and share documents.
 - 4. Acknowledging and embracing the strategic importance of the BANNER system.

- F. The Budget Committee will sustain and maintain a healthy beginning fund balance with adequate resources to address unplanned required financial resources for the continual support of the mission of Feather River College. This will be evidenced by:
 - 1. Sustaining a financial reserve that is appropriate for the institution by increasing the minimum financial reserve amount to ten percent.
 - 2. Assessing and supporting reserve levels on a yearly basis. (Identified by Budget committee)

Support Plans

College tactical plans interlink with this strategic goal. Through the execution of these plans, the college will meet the expectations of Strategic Direction III. These plans include: Annual Program Reviews; Accreditation Self Evaluation Report Planning Agenda Items; Comprehensive Program Reviews; The EEO Plan; The Strategic Technology Plan.

Committee Support

The following committees have been identified as directly supporting Strategic Direction III through their actions: Academic Senate; Budget Committee; Classified Senate; Equal Employment Opportunity Committee; Professional Development Committee; President's Cabinet; President's Staff; Strategic Planning Committee; Strategic Technology Committee; Sustainability Action Team.



Strategic Direction IV

Leadership and Governance: The College will practice effective and ethical shared governance, communication and college planning processes that support the mission and instructional programs and services.



- A. The Classified Senate will ensure that their input into shared governance is representative of the Senate as a whole by developing a comprehensive process of communication among Senate members that efficiently reports out committee activities to and collects input from the membership as needed. This will be demonstrated by:
1. Requesting brief written summaries from Senate representatives of committee actions and activities that will be distributed to the membership as a whole, and by
 2. Establishing a Classified Senate SharePoint site for posting the brief summaries and requesting input as needed through participation in a discussion board.
- These processes will be instituted and reviewed yearly to see if and how often summaries are provided and the discussion board is utilized. The usefulness of the processes will be evaluated through a survey. (Identified by Classified Senate)
- B. The Sustainability Action Team will engage in ongoing planning and documentation of goals and project accomplishments of the board-adopted Sustainability Management Plan. (Identified by Sustainability Action Team)
- C. Feather River College will have a culture and mindset of sustainability among their students and employees that guides behavior, resulting in the college being known for its sustainable actions, as demonstrated by:
1. Campus/community events and activities.
 2. Student and employee inclusiveness in sustainability efforts, events, and activities.
 3. Promoting sustainability accomplishments.
 4. Including sustainability in APR reporting. (Identified by Sustainability Action Team)
- D. The Office of Maintenance and Operations will finalize a Facilities Master Plan that plans the growth and future facilities needs of the College. This will be evidence by creation of said plan, ranking of priorities, and annual updates. (Identified by Accreditation Planning Agenda)
- E. The President's Office will work in conjunction with SLOAC Committee to develop a mini-grant process that support changes in teaching/learning processes as evidenced by SLO data analysis and resultant changes to improve future student learning outcomes. This will be demonstrated by funding requests and tracking improvements of SLO achievement. (Identified by SLOAC, Strategic Planning Committee).
- F. The Office of Research and Planning will evaluate and improve the APR/CPR process as it fits into the planning process. This will be demonstrated through a bi-annual evaluation of the process and changes as needed for future APR/CPR processes. (Identified by Accreditation Planning Agenda, Strategic Planning Committee)


- G. The Communications Committee will review and develop a variety of strategies designed to communicate with all students. This will be measured by surveying students to determine their preferred method of receiving college information, sharing the results with the Strategic Technology Committee, and monitoring student use and satisfaction of each current and new strategy. (Identified by Communication Committee and also in the Accreditation Planning Agenda)
- H. The Communications Committee will review and develop a variety of strategies designed to market the college. This will be measured by compiling a report of current marketing policies, guidelines, practices, and budgets to determine the consistent use of core values and standard practices. (Identified by Communication Committee)
- I. The Communications Committee will review and develop policies and procedures on how faculty and staff communicate with each other through phone, electronic, and paper means. This will result in recommendations for improvement provided to Human Resources for staff training. (Identified by Communication Committee)

Support Plans

College tactical plans interlink with this strategic goal. Through the execution of these plans, the college will meet the expectations of Strategic Direction IV. These plans include: Annual Program Reviews; Accreditation Self Evaluation Report Planning Agenda Items; Comprehensive Program Reviews; Education Master Plan; Facilities Master Plan; Strategic Technology Plan; Student Services Plan; Sustainability Management Plan.

Committee Support

The following committees/organizations have been identified as directly supporting Strategic Direction IV through their actions: Academic Policies; Academic Senate; Associated Students of Feather River College; Board of Trustees; Classified Senate; Communication Committee; President's Cabinet; President's Staff; Strategic Planning Committee, Sustainability Action Team.



ADJUSTMENTS TO THE CURRENT YEAR TENTATIVE BUDGET IN CALCULATING THE 2017-18 PROPOSED FINAL BUDGET

The following adjustments were made to the current fiscal year Unrestricted General Fund Tentative Budget in arriving at a 2017-18 Proposed Final Budget:

Decreased forecasted revenues:

1. Reduced the projected State Apportionment funding by \$71,010, after adjusting the budgeted planned Full Time Equivalent Student (FTES) from 1,622 to 1,608. The decrease in FTES was calculated by using the base funding credit FTES amount of \$5,072 per FTES for the 2017-18 fiscal year. The decrease in State Apportionment was offset by committing additional \$71,010 of Beginning Fund Balance.

Increased budgeted expenditures:

2. Request from the Office of Instruction to increase budgets due to the Cost of Living Adjustment (COLA) increase of a 1.56%;
 - a. Incarcerated Student Program \$4,083 which includes overload pay, associate faculty, and payroll benefits.
 - b. Office of Instruction increase of \$17,072 which includes overload pay, associate faculty, prep pay, faculty substitute pay, and payroll benefits.
 - c. Instructional Service Agreements increase of \$9,448 related to Mini-Corps and Sojourn contracts.
3. Addition of a full time faculty English position that includes salary and benefits of \$114,399.
4. Human Resources increase of \$6,900 for a required actuarial report for District retiree benefits.
5. Office of Instruction requested \$157,139 related to class offerings for the summer 2017 for the Incarcerated Student Program and Office of Instruction.
6. Various salary and corresponding payroll benefit increases specific to current percentage increases and salary increases approved by the Board of Trustees on and the corresponding increases to payroll benefits.



Memorandum

To: Jim Scoubes
Budget Committee
Strategic Planning Committee

From: Kevin Trutna

cc: FRC Employees

Date: May 10, 2017

Re: Budget Strategy and APR Funding Recommendations for 2017-18

The purpose of this memorandum is to forward the funding recommendations that resulted in the APR ranking and prioritization process from the Strategic Planning Committee. Included in this recommendation is the usage of alternative funding for allowable items that ranked high through the CAM analysis. This funding included Instructional Equipment/Library Materials Block Grant and also SSSP or Equity Program funding.

It is important to note that these are only recommendations based upon the best available information at this point. The Governor's May revise budget, as well as the final budget adoption, may impact these recommendations.

Recall that it is the goal of the Strategic Planning process to use the APR recommendations, and the agreed-upon CAM analysis, to develop a prioritized list of potentially funded items. The result is the attached items which are being recommended for inclusion into the 2017-18 budget. They are broken into three parts (a) recommended general funded items, (b) recommended Instructional Equipment/Library Materials items, and (c) recommended Equity/SSSP items.

General Fund – Recommended for Inclusion into Budget

Management Area	Program	Sub Program	Account t Code	Account	Increase Requested	GF Funded Amount	Notes
Student Services	College workstudy		2335	Student Employment	\$ 13,342	\$ 13,342	To meet minimum wage increase
Instruction Student	Athletics	Athletic Training	4310	Instr Supplies	\$ 1,000	\$ 1,000	athletic training supplies
Student Services	TRIO-ETS	ETS	5050	Contract	\$ 350	\$ 350	To cover cost of grant writer
Student Services	TRIO-Upward Bound	UB	5050	Contract	\$ 375	\$ 375	To cover cost of grant writer
Instruction	Athletics Math;	Athletic Training	6415	Non-Instr Equip	\$ 3,500	\$ 3,500	athletic training supplies
Instruction	General Anatomy and Physiology	Inst Math General LAS	5020	Dues and Memberships	\$ 211	\$ 211	AMATYC
Instruction		Anatomy	5101	Student Travel Expenses	\$ 400	\$ 400	field trip anatomy
Instruction	Athletics		5100	Employee Travel	\$ 12,000	\$ 5,000	travel
					Total	\$ 24,178	

Instructional Equipment/Library Materials Block Grant – Recommended for Inclusion into Budget



Management Area	Program	Sub Program	Acco unit Code	Account	Increase Requested	IELM Funded Amount	Notes
Admin	Information Services		6415	Non Inst Equip.	\$ 33,613	\$ 33,613	blade servers
Instruction	Athletics	Football	6410	Instr. Equip.	\$ 2,500	\$ 2,500	blocking sled
Instruction	Athletics	Women's Soccer	4310	Instr. Supplies	\$ 2,700	\$ 2,700	ball serving machine
Instruction	Library	Library/A V	4320	Subscribe & Periodicals	\$ 2,500	\$ 2,500	subscriptions/periodicals
Instruction	Library	Library/A V	6300	Library Books	\$ 2,500	\$ 2,500	subscriptions/periodicals
Instruction	Library	Library/A V	6310	Library Non-Print Media	\$ 1,000	\$ 1,000	subscriptions/periodicals
Total					\$	\$ 44,813	

Equity/SSSP Grant – Recommended for Inclusion into Budget

Management Area	Program	Sub Program	Acco unit Code	Account	Increase Requested	Equity/SSSP Funded Amount	Notes
Instruction	Math; General	Inst Math General	4325	Non-Instr Supplies Student	\$ 195	\$ 195	supplies
Instruction	Art	LAS Arts	5101	Travel	\$ 2,000	\$ 2,000	Field trip SF
Instruction	Political Science	LAS Political Sci	4310	Instructional Supplies Employee	\$ 3,490	\$ 3,490	\$1500 film fest/ \$2000 speaker field trip
Instruction	English	LAS English	5100	Travel Student	\$ 2,110	\$ 2,110	Shakespeare Festival
Instruction	English	LAS English	5101	Travel	\$ 1,980	\$ 1,980	supplies
				Total	\$ 9,775		

EMPLOYER FIXED COSTS

Effective 7/1/17

	CLASSIFIED	CERTIFICATED	EXTENDED DAY & CASUAL LABOR
STRS		14.430%	
PERS	15.531%		
SOCIAL SECURITY	6.200%		6.200%
MEDICARE	1.450%	1.450%	1.450%
UNEMPLOYMENT	0.050%	0.050%	0.050%
WORKERS' COMP	2.392%	2.392%	2.392%
TOTALS	25.623%	18.322%	10.092%



Some extended day Instructors are subject to STRS.



Some casual labor are subject to PERS.



PERS and Workers' Comp 2017-18 rates are effective as of 7/1/17.

James Scoubes

From: Chief Business Officers <CBO-ALL@LISTSERV.CCCCO.EDU> on behalf of Rodriguez, Mario <mrodriguez@CCCCO.EDU>
Sent: Friday, June 30, 2017 9:24 AM
To: CBO-ALL@LISTSERV.CCCCO.EDU
Subject: 2017-18 Final Budget Act

Colleagues,

On Wednesday, June 15th, the Legislature approved a \$122.5 billion (General Fund) budget for the 2017-18 fiscal year. The Governor approved the final budget package on Tuesday, June 27th without vetoing a single appropriation.

The 2017 Budget Act continues to increase the state's Rainy Day Fund and pay down liabilities to counter the potential fiscal impact of federal policy changes, and the potential end of an economic expansion that has surpassed historical averages. The 2017-18 Budget focuses state spending on key state priorities of education, counteracting the effects of poverty, and improving transportation infrastructure.

The 2017-18 Budget includes Proposition 98 funding of \$74.5 billion for 2017-18, an increase of \$2.6 billion over the 2016 Budget Act level. When combined with revenue changes attributable to the 2015-16 and 2016-17 fiscal years, as well as other one-time savings and adjustments in those years, the 2017-18 Budget provides a \$3.3 billion increased investment in K-14 education over the three-year period.

Specific to California Community Colleges (CCCs), the 2017 Budget Act includes \$8.6 billion, an increase of \$270.2 million over the 2016 Budget Act level. When combined with adjustments to the 2015-16 and 2016-17 fiscal years, the 2017-18 Budget provides a \$587.8 million increased investment in CCCs over the three-year period.

Major components of the 2017-18 Budget include:

Apportionments

- \$183.6 million to support increased community college operating expenses in areas such as employee benefits, facilities, professional development, converting faculty from part-time to full-time, and other general expenses.
- \$97.6 million for a 1.56-percent cost-of-living adjustment.
- \$57.8 million for enrollment growth of 1-percent.
- \$31.7 million one-time to be allocated on an FTES basis to backfill for lower than estimated RDA revenue.
- \$9 million one-time to be allocated on an FTES basis due to 2015-16 Apportionment having revenue in excess of the entitlement.

Institutional Redesign

- \$150 million one-time for Guided Pathways grants to support colleges as they develop an integrated, institution-wide approach to student success based on the Guided Pathways framework.
- \$20 million one-time for Innovation Awards to provide funding for the development and implementation of innovative practices.

Technology

- \$10 million to provide system-wide access to the Online Education Initiative's learning management system.
- \$6 million one-time to facilitate the development of an integrated library system that, once operational, will allow California community college students access to a cloud-based library system.

Student Services

- \$25 million for the Community College Completion Grant to provide grants of up to \$2,000, to students who take at least 15 units per term and are on track to graduate in a timely manner.
- \$25 million to increase the Full-Time Student Success Grant to \$1,000.
- \$12 million, of which \$7 million is one-time, to develop and enhance veterans' resource centers. Of the one-time increase, \$2 million is for Norco College to expand the capacity of its student veterans' service center and establish articulation agreements, policies, and processes related to awarding course credit for prior military service.
- \$5.7 million for a 1.56-percent cost-of-living adjustment for the Apprenticeship, EOPS, DSPS, CalWORKs and the Child Care Tax Bailout programs.
- \$5 million for the Part-Time Faculty Office Hours program.
- \$2.5 million to support the development and expansion of the Umoja program.
- \$1 million to support the administration of financial aid offices.
- \$4.5 million one-time to support mental health services training and support.
- \$2.5 million one-time to support training and compliance with Title IX.
- \$2.5 million one-time for Hunger-Free Campus grants.
- \$1.7 million non-Proposition 98 to increase Cal Grant C from \$547 to \$1,094 annually.
- \$250,000 one-time non-Proposition 98 to expand UC Berkeley's Underground Scholars inmate education program.

Facilities

- A total of 15 Proposition 51 bond facilities projects was approved.
 - Pasadena CCD - Pasadena City College - Armen Sarafain Building Seismic Replacement
 - San Francisco CCD - Alemany Center - Seismic and Code Upgrade
 - San Francisco CCD - City College of San Francisco - Utility Infrastructure Replacement
 - Allan Hancock Joint CCD - Allan Hancock College - Fine Arts Complex
 - Coast CCD - Orange Coast College - Language Arts & Social Sciences Building
 - Long Beach CCD - Liberal Arts Campus - Multi-Disciplinary Facility Replacement
 - Santa Monica CCD - Santa Monica College - Math/Science Addition
 - Sonoma County JCD - Santa Rosa Junior College - Science & Mathematics Replacement
 - West Hills CCD - North District Center - Center Expansion
 - Compton CCD - Compton College - Instructional Building 2 Replacement
 - Long Beach CCD - Pacific Coast Campus - Construction Trades 1
 - North Orange County CCD - Fullerton College - Business 300 & Humanities 500 Buildings
 - Rancho Santiago CCD - Santa Ana College - Russell Hall Replacement
 - Solano CCD - Solano College - Library Building 100 Replacement
 - West Valley-Mission CCD - Mission College - MT Portables Replacement Building
- \$76.9 million one-time for deferred maintenance, instructional equipment, and specified water conservation projects.

Other

- \$11.3 million one-time to support the transition of Compton Community College from a learning center back to a community college. In addition, the college is provided three-years of enrollment stability.
- \$1 million to support the Academic Senate as they continue to implement C-ID. In addition, the Chancellor's Office can enter into direct contracts with the Academic Senate to support statewide initiatives funded with Proposition 98.

Staffing

- \$618,000 General Fund for six new positions and funding for an additional executive position, to support the Chancellor's priorities to provide greater leadership and technical assistance.

Overall this a very good budget year for the CCCs. We will be able to provide a higher quality experience for our students through our increased per student funding rate and improved facilities. In addition, we are better able to

better support the wide-ranging needs of our diverse student population by expanding and strengthening our financial aid programs, veterans resource centers, and mental health services.

As we move towards the next budget cycle, it is important to keep in mind our system has received \$552 million in base increases over the last three years to support increased operating expenses, primarily attributable to escalating employer pension rates. While the employer pension rate increases have only totaled \$317 million between 2013-14 and 2017-18, the Legislative Analyst's Office expects this to reach \$902 million between through 2024-25. It is important for colleges to properly plan for how they will absorb the remaining rate increases between now and 2024-25, and to use wisely their share of the \$552 million in base increase to mitigate its impacts on their students and employees.

Over the next weeks and months our office will work with internal and external stakeholders to roll-out the programs and grants developed in this budget. In the meantime, please reach out to me directly if you have any questions, comments, or concerns related to the budget.

Please see the below links for additional information on the budget bill and correspond trailer bills.

- Budget Bill - AB 97 <https://goo.gl/ztmA6T>
- Higher Education Trailer Bill - SB 85 <https://goo.gl/KgjEBZ>
- K12 Trailer Bill - AB 99 <https://goo.gl/r9wyFz>

Regards,
Mario Rodriguez
VC Finance and Facilities
CCC Chancellor's Office
(916) 218-2759
mrodriguez@cccco.edu

**CALIFORNIA COMMUNITY COLLEGES
CHANCELLOR'S OFFICE**

1102 Q STREET, SUITE 4400
SACRAMENTO, CA 95811-6549
(916) 322-4005
<http://www.cccco.edu>



Memorandum

May 12, 2017

Fiscal Services Memo 17-04
Via E-mail Only

TO: Chief Business Officers

FROM: Frances Parmelee, Assistant Vice Chancellor
College Finance and Facilities Planning Division

SUBJECT: Price Change Information and Worksheet for Determination of 2017-18 Appropriation Limit per Article XIII-B, California Constitution (Gann Limit)

Synopsis: Pursuant to Article XIII-B of the State Constitution and Government Code section 7900 et seq., all community college districts are required to compute an annual appropriation limit. That appropriation limit is adjusted annually for changes in price index, population and other applicable factors.

Government Code section 7908(c) requires each community college district to report to the Chancellor of the California Community Colleges at least annually its appropriation limit, appropriations subject to limit, the amount of state aid apportionments and subventions included within the proceeds of taxes of the district, and amounts excluded from the appropriations subject to limit. A form for computing these four items is attached for your convenience. This information is to be reported on the Annual Financial and Budget Report, CCFS-311 Gann Appropriation Limit page.

Government Code section 7909 requires that the Department of Finance notify the California Community Colleges Chancellor's Office by May 1 each year of the price factor to be used in establishing the appropriation limit. The price factor to be used is defined as the change in fourth quarter California per capita personal income. The price factor to be used in setting the 2017-18 appropriation limit is 3.69%. The Department of Finance price information is available at <http://www.dof.ca.gov/Forecasting/Demographics/Estimates/documents/PricePopulation2017.pdf>

Action Requested/Date Due: Please complete the enclosed Gann Limit Worksheet as part of the process for developing the tentative budget for 2017-18. The appropriation limit must be approved by your district's governing board in accordance with Government Code section 7910. After board approval, keep the worksheet for your files for later reference in reporting the necessary Gann Limit information on the 2016-17 CCFS-311, which is due on or before October 10, 2017.

Contact: If you have questions about this memorandum, or if the projected appropriations exceed the 2017-2018 Gann Limit, please contact Michael Yarber at (916) 327-6818 or myarber@cccco.edu.

Attachments

CALIFORNIA COMMUNITY COLLEGES
GANN LIMIT WORKSHEET
INSTRUCTIONS

I. APPROPRIATIONS LIMIT:

- A. Enter prior year appropriations limit. If limit was exceeded in prior year, add any State transfers.
- B. Price factor computed by the Department of Finance.
- C. Population change factor computed from FTES data as reported on the indicated Apportionment Attendance Report (CCFS-320).
- D. Compute adjusted Appropriations Limit by multiplying line A by line B and by Line C.3. Enter the amount.
- E. Enter amounts transferred to the district to increase the limit.
- F. Enter amounts transferred out of the district to decrease the limit.
- G. Compute the adjusted Appropriation Limit by adding lines D and E, minus F.

II. APPROPRIATIONS SUBJECT TO LIMIT:

- A. Enter the sum of amounts projected for General Apportionment, Apprenticeship Allowance, and Education Protection Account tax revenue.
- B. Enter those State Subventions used as offset in calculating State Aid.
- C. Enter Local Property taxes. Do not include student fees.
- D. Enter excess taxes collected in the last year of debt service which are made available for general purposes.
- E. Enter Parcel taxes, Square Foot taxes, etc. Do not include Mello-Roos taxes.
- F. Enter interest on proceeds of taxes.
- G. Enter local appropriations from unreimbursed mandates. These include amounts of district money spent for unreimbursed mandates such as the federally-required Medicare payments and Social Security contributions for hourly, temporary, part-time, and student employees not covered by PERS or STRS.
- H. Compute the Appropriations Subject to Limit by adding lines A thru F, minus G.

Note: If you have questions about this form or if your district has exceeded the Appropriations Limit (line II.H. exceeds line I.G.), contact Michael Yarber at (916) 327-6818 or myarber@cccco.edu. Government Code (GC) section 7910 requires community college districts to annually secure the approval of their local governing boards of the proposed Appropriations Limit. If a district anticipates exceeding its Appropriations Limit, the GC provides a method to increase its Appropriation Limits by notifying the Department of Finance within 45 days of local board approval. This notification allows Department of Finance to transfer surplus State Appropriation Limit authority from the state to the community college [Government Code section 7902.1(c)]. Please send this office a copy of any DOF notification.

CALIFORNIA COMMUNITY COLLEGES
GANN LIMIT WORKSHEET
2017-18

DISTRICT NAME: Feather River Community College District
DATE: September 4, 2017

I. 2017-18 Appropriations Limit:			
A.	2016-17 Appropriations Limit		\$ <u>13,863,898</u>
B.	2017-18 Price Factor:	<u>1.0369</u>	
C.	Population factor:		
	1 2015-16 Second Period Actual FTES	<u>1,628.940</u>	
	2 2016-17 Second Period Actual FTES	<u>1,622.800</u>	
	3 2017-18 Population change factor	<u>.996231</u>	
	(line C.2. divided by line C.1.)		
D.	2016-17 Limit adjusted by inflation and population factors (line A multiplied by line B and line C.3.)		\$ <u>14,321,295</u>
E.	Adjustments to increase limit:		
	1 Transfers in of financial responsibility	\$ <u>0</u>	
	2 Temporary voter approved increases	<u>0</u>	
	3 Total adjustments - increase		<u>0</u>
	Sub-Total		\$ <u>0</u>
F.	Adjustments to decrease limit:		
	1 Transfers out of financial responsibility	\$ <u>0</u>	
	2 Temporary voter approved increases	<u>0</u>	
	3 Total adjustments - decrease		<u>0</u>
G.	2017-18 Appropriations Limit		\$ <u>14,321,295</u>
 II. 2017-18 Appropriations Subject to Limit:			
A.	State Aid (General Apportionment, Apprenticeship Allowance, Education Protection Account tax revenue)		\$ <u>6,460,378</u>
B.	State Subventions (Home Owners Property Tax Relief, Timber Yield tax, etc.)		<u> </u>
C.	Local Property taxes		<u>6,253,945</u>
D.	Estimated excess Debt Service taxes		<u> </u>
E.	Estimated Parcel taxes, Square Foot taxes, etc.		<u> </u>
F.	Interest on proceeds of taxes		<u>18,000</u>
G.	Local appropriations from taxes for unreimbursed State, court, and federal mandates		<u>(132,283)</u>
H.	2017-18 Appropriations Subject to Limit		\$ <u>12,600,040</u>

**CALIFORNIA COMMUNITY COLLEGES
CHANCELLOR'S OFFICE**

1102 Q STREET, 4TH FLOOR
SACRAMENTO, CA 95811-6549
(916) 445-8752
<http://www.cccco.edu>



Memorandum

December 14, 2016

Fiscal Services Memo 16-11
Via E-mail Only

TO: Chief Business Officers
Chief Instructional Officers

FROM: Elias Regalado, Director
Fiscal Standards and Accountability

SUBJECT: 2017-18 Nonresident Fees need to be established by February 1, 2017

SYNOPSIS: Education Code (EC) Section 76140 requires each district governing board to establish the nonresident tuition fee not later than February 1 for the succeeding fiscal year.

Nonresident Tuition Fee. For determining your district's 2017-18 nonresident tuition fee, the 2015-16 statewide average expense of education was **\$6,762** per full time equivalent student (FTES). The projected increase in the United States Consumer Price Index (USCPI) as determined by the Department of Finance is 1.8% for the 2016-17 fiscal year and 2.0% for 2017-18, for a compound factor of 1.038 against the 2015-16 statewide average expense of education (\$6,762) yields an Average cost of **\$7,019** per FTES for the tuition year, or **\$234** per semester unit for a 30-unit semester term academic year. For districts on the quarter system, the 45-unit quarter term academic year results in **\$156** per quarter term unit.

Nonresident Tuition Fee Options. EC 76140(e) enumerates seven options for a district to choose in setting its nonresident tuition fee. These options are reflected in the enclosed worksheet as the "basis for adoption." Options 1-3 are generally well understood, but for Option 4 ("*No more than contiguous district*") and Option 5 ("*No more than district, no less than statewide cost*"), please keep in mind the following specifics:

Option 4 '*No more than contiguous district*'. A review of the legislative history when this option was adopted confirms that this amount **must be within** the:

- **Fee (not cost)** adopted by a contiguous district (**Maximum** amount for Option #4);

AND

- **Cost** of the lesser of (1) your district's average **cost** **OR** (2) the statewide average **cost** (**Minimum** amount for Option #4).

Option 5 'No more than district, no less than statewide cost'. The *maximum amount* for this option is the district average cost, and the *minimum amount* for this option is the statewide average cost. **Only** an amount **between** these maximum and minimum amounts is allowed under this option.

Option 6 'Highest Years Statewide Average Tuition'. (EC 76140(e)(1)(B)). Use the greater of the succeeding year, the current year or any of the four prior year's statewide average nonresident tuition fee calculation, which is **\$234 per semester unit** or **\$156 per quarter unit** from 2015-2016.

Option 7 'No more than 12 Comparable States Average Tuition'. (EC 76140(e)(1)(E)). No greater than the 2015-16 average nonresident tuition fee of public community colleges in a minimum of 12 states comparable to California in cost of living. This average is calculated to be **\$425 per semester unit** or **\$283 per quarter unit**.

Nonresident Capital Outlay Fee. Pursuant to EC Section 76141 a district **may** also charge to any nonresident student (**except nonresident students having AB 540 status**) a capital outlay fee. The amount of the nonresident capital outlay fee has to be the lesser of:

- the amount that was expended by the district for capital outlay in the preceding fiscal year divided by the total full-time equivalent student (FTES) of the district in the preceding fiscal year; OR
- 50% of the 2016-17 nonresident tuition fee adopted pursuant to EC 76140.

Processing Fee for Students from Foreign Countries. Pursuant to EC 76142 a district **may** charge nonresident applicants who are both citizens and residents of a foreign country a processing fee not to exceed the lesser of (1) the actual cost of processing an application and other documentation required by the federal government **OR** (2) \$100, which may be deducted from the tuition fee at the time of enrollment.

Exemptions to these fees. Various exemptions to these fees are provided in the law. Please click on the following web links to EC Sections 76140-76143 and a related legal opinion to learn more about these exemptions:

<http://Ed Code Non-Res>

<http://AB540 and Non-Res Capital Outlay Fee>

Tuition Fee Worksheet. A worksheet for computing the nonresident tuition and capital outlay fees is enclosed. The comparable information for all districts used to derive the statewide average expense of education per FTES for 2015-16 is also enclosed for your reference.

ACTION/DATE REQUESTED: Please complete and return by **February 15, 2017** a copy of the enclosed worksheet and provide information on the 2017-18 nonresident tuition and capital outlay fees adopted by your district governing board by February 1, 2017.

CONTACT: If you have any questions or comments regarding this memorandum, please contact Mike Yarber at (916) 327-6818; or **myarber@cccco.edu**. The office fax number is (916) 323-8245.

California Community Colleges 2017-18 NONRESIDENT FEES WORKSHEET

NONRESIDENT TUITION FEE CALCULATIONS FOR OPTIONS 1 THROUGH 7

2017-18 NONRESIDENT TUITION FEE (EC 76140)	(Col. 1) Statewide	(Col. 2) District	(Col. 3) 10% or More Noncredit FTES
A. Expense of Education for Base Year (2015-16 CCFS 311, Expenditures by Activity Report, AC 0100-6700, Cols: 1-3)	\$8,024,141,296	\$16,131,716	\$ _____
B. Annual Attendance FTES (Recal 2015-16)	<u>1,186,716</u>	1,944	_____
C. Average Expense of Education per FTES (A + B)	<u>\$6,762</u>	\$8,300	\$ _____
D. U.S. Consumer Price Index Factor (2 years)	x <u>1.038</u>	x <u>1.038</u>	x <u>1.038</u>
E. Average Cost per FTES for Tuition Year (C x D)	<u>\$7,019</u>	\$8,615	\$ _____
F. Average Per Unit Nonresident Cost – Semester (Qtr)	<u>\$234 (\$156)</u>	\$287 (\$191)	\$ _____
G. Highest year Statewide average – Semester (Qtr)	<u>\$234 (\$156)</u>	\$234 (\$156)	\$ _____
H. Comparable 12 state average – Semester (Qtr)	<u>\$425 (\$283)</u>	\$425 (\$283)	\$ _____

Annual Attendance FTES includes all student contact hours of attendance in credit and noncredit courses for resident and nonresident students; Round tuition fee to the nearest dollar.

Column 3 is an option for use by a district with ten percent or more noncredit FTES (*Section 76140(e)(1)(A)*). If your district qualifies, then fill out this column with noncredit FTES and noncredit expense of education data excluded.

NONRESIDENT TUITION FEE CALCULATIONS FOR OPTIONS 6 OR 7

Option 6. The greater amount of the calculations of statewide nonresident tuition for 2012-13 through 2015-16 is \$234 per semester unit or \$156 per quarter unit (2015-16).

Option 7. The average of the nonresident tuition fees of public community colleges in 2015-16 of no less than 12 states comparable to California in cost of living is \$397 per semester unit or \$265 per quarter unit.

Requirement for Use of Option 6 or 7: The additional revenue generated by the increased nonresident tuition permitted under options 6 or 7 shall be used to expand and enhance services to resident students (*EC 76140(e)(2)*). Districts meeting one or more criteria below shall be considered in compliance with the requirements of *EC 76140(e)(2)*. Please check all that apply:

- Revenue from nonresident tuition was less than 5% of total general fund revenue.
- Actual resident FTES was greater than funded resident FTES.
- Percent expenditures for counseling and student services were greater than statewide average (AC 6300 plus 6400 divided by AC 0100-6700, Cols. 1-3).
- Percent expenditures for instructional services were greater than statewide average (AC 0100-5900 divided by AC 0100-6700, Cols. 1-3).

Continue to next page ►

► Continued from previous page

The district governing board at its January 19, 2017 meeting adopted a nonresident tuition fee of \$235 per semester unit or \$157 per quarter unit.

Basis for adoption is (*place an X in one box only*).

- | | |
|-------------------------------------|--|
| <input type="checkbox"/> | 1. Statewide average cost, per column 1. |
| <input type="checkbox"/> | 2. District average cost, per column 2. |
| <input type="checkbox"/> | 3. District average cost with 10% or more noncredit FTES, per column 3. |
| <input type="checkbox"/> | 4. Contiguous district. _____ (<i>Specify district and its fee</i>). |
| <input checked="" type="checkbox"/> | 5. No more than district average cost (Col. 2 or 3); no less than statewide average cost. |
| <input type="checkbox"/> | 6. Statewide average cost, from 2015-16 (\$234 per semester unit; \$156 per quarter unit). |
| <input type="checkbox"/> | 7. No more than average tuition of 12 states with cost of living comparable to California. |

NONRESIDENT CAPITAL OUTLAY FEE (EC 76141)

For districts electing to charge a **capital outlay fee** to any nonresident student, please compute this fee as follows:

- a. Capital Outlay expense for 2015-16 \$ _____
- b. FTES for 2015-16 _____
- c. Capital outlay expense per FTES (*line a divided by line b*) _____
- d. Capital Outlay Fee per unit:
 1. Per semester unit (*line c divided by 30 units*) _____

OR

2. Per quarter unit (*line c divided by 45 units*) _____
- e. 2017-18 Nonresident Student Capital Outlay Fee (not to exceed the lesser of line d **OR** 50% of adopted 2017-18 Nonresident Tuition Fee) _____

The district governing board at its _____, 20____ meeting adopted a **nonresident capital outlay fee** of \$ _____ per semester unit or \$ _____ per quarter unit.

Upon adoption of nonresident tuition and/or capital outlay fees by your district governing board by February 1, 2017, please submit a copy of this report by **February 15, 2017** to:

California Community Colleges Chancellor's Office
Fiscal Services Unit (attn. Michael Yarber)
1102 Q Street,
Sacramento, CA 95811-6549 FAX (916) 323-8245

District: Feather River Community College District

Contact Person: James B. Scoubes

Phone Number & email: (530) 283-0202 Ext 270 jscoubes@frc.edu

CALIFORNIA COMMUNITY COLLEGES
2017-18 Nonresident Tuition Fee
Based on 2015-16 Actual Expense of Education from CCFS-311
(AC 0100-6700; Objects of Expenditure 1000-5000)

District Code	District	2015-16 Expense of Education*	2015-16 Total FTES**	2015-16 Expense Per FTES
610	Allan Hancock	60,117,623	8,618.74	6,975.22
620	Antelope Valley Joint	73,079,130	11,776.40	6,205.56
910	Barstow	15,328,943	2,566.09	5,973.66
110	Butte-Glenn	116,471,860	11,185.38	10,412.87
410	Cabrillo	76,244,354	9,573.67	7,963.96
810	Cerritos	105,517,954	18,133.89	5,818.83
480	Chabot-Las Positas	121,610,255	18,048.39	6,738.01
920	Chaffey	103,204,112	16,166.50	6,383.83
820	Citrus	67,618,972	12,482.27	5,417.20
830	Coast	211,321,454	34,845.39	6,064.55
710	Compton	38,633,898	6,100.30	6,333.11
310	Contra Costa	196,852,250	32,387.44	6,078.04
970	Copper Mountain	13,996,031	1,490.22	9,391.92
930	Desert	56,343,590	9,463.87	5,953.55
720	El Camino	123,081,242	20,410.27	6,030.36
120	Feather River	16,131,716	1,943.64	8,299.74
420	Foothill-DeAnza (quarter system)	222,684,676	31,945.62	6,970.74
440	Gavilan	37,486,052	4,881.81	7,678.72
730	Glendale	99,286,955	14,986.00	6,625.31
20	Grossmont-Cuyamaca	127,374,375	19,604.07	6,497.34
450	Hartnell	49,057,359	7,355.89	6,669.13
30	Imperial	47,374,420	6,860.16	6,905.73
520	Kern	121,191,488	21,000.69	5,770.83
220	Lake Tahoe (quarter system)	15,406,504	1,836.92	8,387.14
130	Lassen	13,935,713	1,542.87	9,032.33
840	Long Beach	131,040,515	19,369.43	6,765.33
740	Los Angeles	724,713,314	111,386.04	6,506.32
230	Los Rios	340,038,855	48,496.53	7,011.61
330	Marin	56,628,073	3,927.51	14,418.31
140	Mendocino-Lake	24,314,855	2,663.27	9,129.70
530	Merced	64,137,957	9,317.30	6,883.75
50	Mira Costa	102,780,770	11,793.63	8,714.94
460	Monterey Peninsula	45,263,911	6,432.22	7,037.06
850	Mt. San Antonio	188,638,456	32,333.24	5,834.20
940	Mt. San Jacinto	70,522,106	11,980.93	5,886.20
240	Napa Valley	39,148,026	5,675.45	6,897.78

District Code	District	2015-16 Expense of Education*	2015-16 Total FTES**	2015-16 Expense Per FTES
860	North Orange County	216,883,793	36,590.69	5,927.29
430	Ohlone	54,993,115	7,655.21	7,183.75
950	Palo Verde	15,856,446	2,069.02	7,663.75
60	Palomar	125,121,664	17,109.75	7,312.89
770	Pasadena	158,133,087	25,221.33	6,269.82
340	Peralta	162,968,586	21,250.59	7,668.90
870	Rancho Santiago	188,492,054	29,582.70	6,371.70
160	Redwoods	29,264,940	3,889.69	7,523.72
880	Rio Hondo	91,414,545	13,030.14	7,015.62
960	Riverside	190,575,442	29,339.16	6,495.60
980	San Bernardino	97,256,518	15,471.53	6,286.16
70	San Diego	284,568,512	44,623.36	6,377.12
360	San Francisco	201,548,621	23,213.38	8,682.43
550	San Joaquin Delta	104,509,538	16,510.98	6,329.70
470	San Jose-Evergreen	110,942,034	12,238.45	9,065.04
640	San Luis Obispo County	57,177,246	8,506.12	6,721.90
370	San Mateo County	156,743,858	18,539.86	8,454.43
650	Santa Barbara	109,715,223	15,802.10	6,943.08
660	Santa Clarita	97,332,789	16,464.90	5,911.53
780	Santa Monica	180,465,778	26,770.72	6,741.16
560	Sequoias	56,932,947	9,532.44	5,972.55
170	Shasta-Tehama-Trinity	47,321,261	6,298.71	7,512.85
270	Sierra Jt.	90,603,559	15,311.74	5,917.26
180	Siskiyou Jt.	22,303,499	2,968.75	7,512.76
280	Solano	55,283,008	8,417.24	6,567.83
260	Sonoma	132,201,693	19,914.87	6,638.34
890	South Orange County	185,921,846	25,162.24	7,388.92
90	Southwestern	106,890,615	14,098.10	7,581.92
570	State Center	187,240,775	29,677.44	6,309.20
680	Ventura	172,478,418	26,851.75	6,423.36
990	Victor Valley	73,977,369	9,559.06	7,738.98
580	West Hills	39,396,251	5,479.32	7,189.99
690	West Kern	26,858,427	2,632.84	10,201.31
490	West Valley	100,104,257	13,874.83	7,214.81
590	Yosemite	122,172,350	16,748.77	7,294.41
290	Yuba	53,913,468	7,726.17	6,978.03
Totals		\$8,024,141,296	1,186,716	\$6,762

* "Expense of Education" is defined in the Budget and Accounting Manual as including all General Fund expenditures, restricted and unrestricted, for all objects of expenditure 1000 through 5000 and all expenditures of activity from 0100 through 6700. For the purposes of calculating the Nonresident Tuition Fee, Expense of Education is different than the 50% Law "current expense of education".

** Includes credit and noncredit FTES for resident and nonresident students.

AP 5030 Fees

Reference:

Education Code Sections 70902(b) (9), 76300, 76300.5, 66205.3; Title 5, Section 58629, 58520, 51012, ACCJC Accreditation Standard I.C.6, California Community College Chancellor's Office (CCCCO) Student Fee Handbook

FEATHER RIVER COMMUNITY COLLEGE DISTRICT SCHEDULE OF FEES (Effective Fall 2017 Semester)

	<u>2017-2018</u>
Enrollment *	\$46 per unit
Baccalaureate Degree Program	
Fee for Upper Division Coursework*	\$84.00 per unit
Enrollment Fee*	\$46.00 per unit
Nonresident Tuition Fee	4.0 or more units \$235 per unit
Transcripts	First two are free; \$5 each thereafter \$10 for U.S. Postal Service delivery (two business days) \$40.00 for International U.S. Postal Service Delivery
Health	\$18 per semester, \$15 per Summer Session
Parking	Parking Permits: Students: \$20 per semester \$5 Summer Session, \$1 per day Employees: 50% or greater - \$40 annual, \$20 per semester, \$5 Summer Session Less than 50% - \$20 annual, \$10 per semester, \$2 Summer Session
Transportation Fee	\$1.50 per unit
Library Fines	25 cents per day per book: \$2 per day for Reserve Materials maximum of replacement cost of the item plus \$15 processing fee per item on materials not returned after three weeks overdue

Inter-Library Loan Fines	50 cents per day per book; maximum of replacement cost of the item plus \$15 processing fee per item on all materials not returned after three weeks overdue.
Photocopies	Single-sided - 10 cents per page Double-sided - 15 cents per page Color - \$1 per page
Fax	Sending - 50 cents per page Receiving - 50 cents per page
Returned Checks	\$20 processing fee
Lost Keys	\$20 processing fee
Computer Printing Fee	First 50 pages are free; \$5 per 100 printed pages thereafter
Credit By Examination Fee	\$20 per unit
Class Audit Fee	Students enrolled in 10 or more units: Auditing 3 or less units - no fee Auditing more than 3 units - \$15/unit Audit Fee Students enrolled in less than 10 units: \$15/unit Audit Fee
Student Enrichment Program (Optional) Associated Student Body	\$10 per semester (Fall & Spring Semesters only)
Replacement of Diploma or Certificate	\$10 each
Out-of-State/International Student Fees:	
Tuition	\$235 per unit
Enrollment Fees *	\$46 per unit
Health Fees	\$18 per semester, \$15 per Summer Session
Transportation Fees	\$1.50 per unit
Orientation/Processing Fee	\$25 per semester (International Student only)
(Note: Medical Insurance must be purchased or proof of insurance provided in English by all International Students.)	

* Established by State of California, subject to change

Note: Individual Course Fees and Community Services Class Fees may be charged
according to California Code of Regulations, Title V

Approvals:
Cabinet: January 6, 2017

**CALIFORNIA COMMUNITY COLLEGES
2017-18 ADVANCE PRINCIPAL APPORTIONMENT
FEATHER RIVER COMMUNITY COLLEGE DISTRICT**

EXHIBIT C

Workload Measures	Base Funding	Marginal Funding	Base FTES	Growth FTES	Restored FTES	Stability FTES	Total Funded FTES	Unfunded FTES	Actual FTES
Credit FTES	5,072,111,993	5,151,236,729	1,586,960	8,389	0.000	0.000	1,595,349	0.000	1,595,349
Noncredit FTES	3,050,003,561	3,097,583,616	35,840	0.189	0.000	0.000	36,029	0.000	36,029
CDCP FTES	5,072,111,786	5,151,236,729	0.000	0.000	0.000	0.000	0.000	0.000	0.000
Total FTES			1,622,800	8,579	0.000	0.000	1,631,379	0.000	1,631,378

I Base Revenues +/- Restore or Decline									
A. Basic Allocation				\$4,810,732					
B. Revised Base FTES Revenue				\$8,158,551					
1. Credit Base Revenue		\$8,049,239							
2. Noncredit Base Revenue		\$109,312							
3. Career Development College Prep		\$0							
C. Current Year Decline				\$0					
Total Base Revenue Less Decline				\$12,969,283					
II Inflation Adjustment									
A. Statewide Inflation Adjustment			1.56%						
B. Inflation Adjustment		\$202,321							
Current Year Base Revenue + Inflation Adjustment				\$13,171,604					
III Basic Allocation & Restoration									
A. Basic Allocation Adjustment				\$0					
B. Basic Allocation Adjustment COLA				\$0					
C. Stability Restoration				\$0					
Total Basic Allocation & Restoration				\$0					
IV Growth									
A. Target Growth Rate			0.55%	\$43,801					
B. Funded Growth Rate			0.55%	\$43,801					
C. Funded Credit Growth Revenue		\$43,214							
D. Funded Noncredit Growth Revenue		\$587							
E. Funded Noncredit CDCP Growth Rev.		\$0							
Total Growth Revenue				\$43,801					
V Other Revenue Adjustments									
A. Misc. Revenue Adjustments									\$0
B. Full-Time Faculty Hiring (FTFH) Adjustments									(\$4,461)
C. Base Increase (FTFH)									\$2,357
D. Base Increase (Non-FTFH)									\$359,950
Total Revenue Adjustments									\$357,846
VI Stability Adjustment									\$0
VII Total Computational Revenue (sum of I,II,III,IV,V,& VI)									\$13,573,251
VIII District Revenue Source									
A1. Property Taxes									\$6,253,945
A2. Less Property Taxes Excess									\$0
B. Student Enrollment Fees									\$571,755
C1. State General Apportionment									\$4,698,237
C2. Full-Time Faculty Hiring									\$88,317
D. Estimated EPA									\$1,762,141
Available Revenue									\$13,374,395
E. Revenue Shortfall						0.9853494200			\$198,856
Total Revenue Plus shortfall									\$13,573,251
IX Other Allowance and Total Apportionments									
A. State General Apportionment									\$4,786,554
B. Statewide Average Replacement Cost									\$0
Number of Faculty Not Hired									0.00
Full-time Faculty Adjustment									\$0
Net State General Apportionment									\$4,786,554
X Unrestored Decline as of July 1st of Current Year									
A. 1st Year									\$0
B. 2nd Year									\$0
C. 3rd Year									\$0
Total									\$0

**Basic Allocation Calculation Before Current Year COLA
College/Center Base Funding Rates (Current Year FTES Thresholds)**

Single College District Funding Rates: Total FTES				Mult-College District Funding Rate: Total FTES			
>20000	>10000	<=10000		Rural	>20000	>10000	<=10000
\$6,083,086	\$4,866,469	\$3,649,851		\$1,160,881	\$4,866,469	\$4,258,160	\$3,649,851
FTEs:				Total Colleges			
0	0	1		1	0	0	0
Revenue:				Total Colleges Revenue			
\$0	\$0	\$3,649,851		\$1,160,881	\$0	\$0	\$0
State Approved Center: Funding Rates				Total State Approved Centers			
0		\$1,216,617		0			\$0
Grandfathered or Previously Approved Center: Funding Rate @ FTES Levels							
>1000	>750	>500	>250	<=100			
\$1,216,617	\$912,463	\$608,309	\$304,154	\$152,077			
Number of Grandfathered or Previously Approved Centers: @ Total FTES				Total Grandfathered or Previously Approved Centers		Total Basic Allocation Revenue	
0	0	0	0	0	0		\$4,810,732
Number of Grandfathered or Previously Approved Centers Revenue				Total Grandfathered or Previously Approved Centers Rev.			
\$0	\$0	\$0	\$0	\$0			\$0

FEATHER RIVER COMMUNITY COLLEGE DISTRICT
2017/2018 PROPOSED FINAL BUDGET

		FUND SUMMARIES							TOTAL
	GENERAL FUND	RESTRICTED	CHILD DEVELOPMENT	CAPITAL OUTLAY PROJECT	RETIREE BENEFITS	FINANCIAL AID			
	UNRESTRICTED								
<u>REVENUES</u>									
8000	\$ 16,266,426	\$ 5,759,752	\$ 195,026	\$ 24,097	\$ -	\$ 4,008,423		\$ 26,253,724	
NON-PERALTA									
PERALTA 18					549,449			1,036,850	
TOTAL REVENUES	\$ 16,266,426	\$ 5,759,752	\$ 195,026	\$ 24,097	\$ 1,586,299	\$ 4,008,423		\$ 27,840,023	
<u>EXPENDITURES</u>									
1000 SALARIES/ACADEMIC	\$ 4,389,454	\$ 164,789	\$ -	\$ -	\$ -	\$ -		\$ 4,554,243	
2000 SALARIES/CLASSIFIED	3,450,037	1,377,739	135,482	-	-	-		4,963,258	
3000 PAYROLL BENEFITS	3,048,893	633,595	42,263	-	449,296	-		4,174,047	
4000 BOOKS & SUPPLES	642,300	671,490	11,081	-	-	-		1,324,871	
5000 OPERATING EXPENSES	3,472,412	2,038,608	6,200	7,014	-	-		5,524,234	
6000 CAPITAL OUTLAY	101,899	606,501	-	17,083	-	-		725,483	
7000 RESERVES/DEBT/MATCHING & TRANSFERS OUT	1,161,431	267,030	-	-	1,137,003	4,008,423		6,573,887	
TOTAL EXPENDITURES	\$ 16,266,426	\$ 5,759,752	\$ 195,026	\$ 24,097	\$ 1,586,299	\$ 4,008,423		\$ 27,840,023	

FEATHER RIVER COMMUNITY COLLEGE DISTRICT

2017/2018 PROPOSED FINAL BUDGET

 **JULY 1, 2017 THROUGH JUNE 30, 2018**

**UNRESTRICTED GENERAL FUND REVENUE PROJECTIONS
& BUDGET AND REVENUE DEFINITIONS**

**FEATHER RIVER COMMUNITY COLLEGE DISTRICT
2017/2018 PROPOSED FINAL BUDGET REVENUE PROJECTIONS**

UNRESTRICTED GENERAL FUND

	2013/14 ACTUAL REVENUES (1,557 FTES)	2014/15 ACTUAL REVENUES (1,611 FTES)	2015/16 ACTUAL REVENUES (1,620 FTES)	2016/2017 ACTUAL As of Aug 2017 (1,623 FTES)	2016/2017 ACCOUNTED BUDGET As of Aug 2017 (1,620 FTES)	2016/2017 ADOPTED BUDGET (1,620 FTES)	2017/2018 PROPOSED FINAL BUDGET (1,606 FTES)
GENERAL REVENUES:							
PROPERTY TAXES	\$ 4,942,319	\$ 4,910,913	\$ 6,785,887	\$ 6,056,268	\$ 5,587,848	\$ 5,587,848	\$ 5,948,491
ENROLLMENT FEES	691,718	765,199	685,678	586,326	657,695	657,695	563,685
STATE EXEMPTION	-	-	-	-	-	-	-
PROP 30 EDUCATION PROTECTION ACCOUNT	1,699,076	2,025,255	1,969,736	1,854,206	1,998,113	1,998,113	1,930,874
STATE APPORTIONMENT	4,126,617	3,680,357	3,530,462	4,471,083	4,204,436	4,204,436	4,255,361
GENERAL REVENUES SUB-TOTAL	11,469,700	11,361,723	12,971,762	12,967,663	12,446,082	12,446,082	12,708,837
FOREST REVENUES	177,361	165,421	181,293	31,123	-	-	-
LOTTERY	206,447	246,072	321,977	277,927	210,000	210,000	275,000
INTEREST INCOME	13,134	15,852	23,503	41,492	10,000	10,000	18,000
COMMUNITY SERVICE CLASSES	-	-	-	-	10,000	10,000	5,000
HEALTH FEES	46,321	46,386	38,573	36,249	46,000	46,000	38,000
OUT-OF-STATE TUITION	1,023,648	1,192,103	1,078,121	985,316	850,000	850,000	910,000
OTHER STATE REVENUES:							
PART-TIME FACULTY COMPENSATION	3,241	-	84,930	95,056	26,934	26,934	26,934
MANDATED COST/MISC	43,309	115,297	943,091	195,618	45,000	45,000	45,000
OTHER LOCAL REVENUES-ATHLETICS	4,162	21,839	4,352	6,826	8,000	8,000	8,000
OTHER LOCAL REVENUES/MISC.	170,293	146,425	178,624	115,085	138,000	118,000	145,000
TRANSCRIPTS/REFUND PROCESSING	5,797	5,980	6,612	6,790	3,500	3,500	3,500
OTHER MISCELLANEOUS	1,515	11,782	10,082	51,687	2,066	5,000	7,066
INTRA-FUND INCOMING TRSF/TRIO	81,210	82,431	104,584	165,068	80,000	80,000	80,000
RESIDENCE HALLS / MEADOW APTS	80,923	239,179	280,176	172,849	206,132	200,000	200,000
PINES APARTMENTS	-	-	-	-	-	-	140,000
FITNESS CENTER	110,233	99,429	100,144	90,816	110,000	110,000	110,000
BACCALAUREATE DEGREE PROGRAM	-	-	-	33,768	63,000	63,000	37,800
BEGINNING FUND BALANCE	-	-	-	-	2,747,336	2,284,002	1,508,695
TOTAL UNRESTRICTED REVENUE	\$ 13,427,323	\$ 13,769,919	\$ 16,327,832	\$ 15,273,552	\$ 17,004,060	\$ 16,517,528	\$ 16,266,426

UNRESTRICTED GENERAL FUND - 2017-18 PROPOSED FINAL BUDGET

Account Codes 8000 - Sorted by Type of Revenue

Fund	Organization Code	Organization Title	Account Code	Account Title	Program Code	Program Title	2016 - 2017 Actual Revenues 17A	2016 - 2017 Accounted Budget 17AB	2016 - 2017 Adopted Budget 17B	2017 - 2018 Proposed Final Budget 18B
			1100	General - Unrestricted						
			5200	General - Unrestricted - Food Services						
			1410	General - Unrestricted - FR Residence Hall						
1100	40010	Fiscal Operations	8110	Forest Reserve	672000	Fiscal Operations	\$ 31,122.87	\$ -	\$ -	\$ -
1100	40010	Fiscal Operations	8161	VA Education Revenue	672000	Fiscal Operations	78.00	-	-	-
				Total Federal Revenue			\$ 31,200.87	\$ 4,204,436	\$ 4,204,436	\$ 4,265,381
1100	40010	Fiscal Operations	8610	State General Apportionment	672000	Fiscal Operations	4,474,382.43	63,000	63,000	37,800
1100	22500	Bachelor's Degree Equine Industry	8612	State General Apportionment BS AG	010100	Agriculture Technology and Scienc	-	-	-	-
1100	40010	Fiscal Operations	8615	PV Correction to State Apportion	672000	Fiscal Operations	(3,299.75)	-	-	-
1100	40010	Fiscal Operations	8619	BFAP - 2% Enrollment Fee	672000	Fiscal Operations	8,731.00	-	-	-
1100	40010	Fiscal Operations	8629	Other General Categorical Programs	672000	Fiscal Operations	95,056.00	26,934	26,934	26,934
1100	40010	Fiscal Operations	8630	Prop 30 Education Protection Acct	672000	Fiscal Operations	1,880,757.00	1,998,113	1,998,113	1,930,874
1100	40010	Fiscal Operations	8631	PY Prop 30 EPA Funding	672000	Fiscal Operations	(26,551.00)	-	-	-
1100	40010	Fiscal Operations	8655	Maintenance Allowance Funding	672000	Fiscal Operations	9,745.08	-	-	-
1100	40010	Fiscal Operations	8655	Maintenance Allowance Funding	732000	Student Aid	1,387.44	-	-	-
1100	40010	Fiscal Operations	8671	Homeowners Property Tax	672000	Fiscal Operations	36,551.56	-	-	-
1100	40010	Fiscal Operations	8672	Timber Yield Tax	672000	Fiscal Operations	56,823.18	-	-	-
1100	40010	Fiscal Operations	8681	State Lottery Proceeds	672000	Fiscal Operations	277,926.99	210,000	210,000	275,000
1100	40010	Fiscal Operations	8682	State Mandated Costs	672000	Fiscal Operations	195,618.00	45,000	45,000	45,000
				Total State Revenue			\$ 7,007,127.93	\$ 6,547,483	\$ 6,547,483	\$ 6,580,989
1100	40010	Fiscal Operations	8811	Tax Allocation - Secured Roll	672000	Fiscal Operations	4,489,194.34	5,587,848	5,587,848	5,948,491
1100	40010	Fiscal Operations	8812	Tax Allocation - Supplemental Roll	672000	Fiscal Operations	107,141.93	-	-	-
1100	40010	Fiscal Operations	8813	Tax Allocation - Unsecured Roll	672000	Fiscal Operations	112,773.24	-	-	-
1100	40010	Fiscal Operations	8817	ERAF Revenues	672000	Fiscal Operations	1,253,784.15	-	-	-
1100	40010	Fiscal Operations	8860	Interest - County Treasurer	672000	Fiscal Operations	38,669.08	10,000	10,000	18,000
1100	40010	Fiscal Operations	8862	Interest Income - Plumas Bank	672000	Fiscal Operations	102.92	-	-	-
1100	40010	Fiscal Operations	8867	Interest - Note Receivable	672000	Fiscal Operations	2,529.26	-	-	-
1100	40010	Fiscal Operations	8869	Interest - Miscellaneous	672000	Fiscal Operations	191.13	-	-	-
1100	40010	Fiscal Operations	8872	Community Services Classes	672000	Fiscal Operations	-	10,000	10,000	5,000
1100	36300	Meadow Apt. Student Housing	8873	Dormitory Revenues	697000	Student Housing	123,272.50	200,000	200,000	200,000
1100	36500	Plumas Pines Operations Budget	8873	Dormitory Revenues	697000	Student Housing	-	-	-	140,000
1100	40010	Fiscal Operations	8874	Enrollment Fees	672000	Fiscal Operations	1,493,340.00	657,695	657,695	563,685
1100	40010	Fiscal Operations	8875	BOGG Contra Revenue	672000	Fiscal Operations	(915,745.00)	-	-	-
1100	40010	Fiscal Operations	8876	Health Services	672000	Fiscal Operations	36,249.00	46,000	46,000	38,000
1100	40010	Fiscal Operations	8878	Insurance	672000	Fiscal Operations	39,201.25	-	-	-
1100	40010	Fiscal Operations	8879	Student Records	672000	Fiscal Operations	6,789.75	3,500	3,500	3,500
1100	40010	Fiscal Operations	8880	Nonresident Tuition	672000	Fiscal Operations	985,315.50	850,000	850,000	910,000
1100	40010	Fiscal Operations	8885	Other Student Fees & Charges	672000	Fiscal Operations	5,975.00	6,132	-	-
1100	36300	Meadow Apt. Student Housing	8885	Other Student Fees & Charges	672000	Student Housing	1,275.00	-	-	-
1100	40010	Fiscal Operations	8890	Other Local Revenue	100700	Dramatic Arts	10,884.79	-	-	-
1100	22060	LAS Drama/Spring	8890	Other Local Revenue	612000	Library	639.29	-	-	-
1100	30410	Library/AV	8890	Other Local Revenue	612000	Library	42,646.87	-	-	-
1410	35000	Feather River Residence Halls	8890	Other Local Revenue	697000	Student Housing	955.00	-	-	-
1100	36300	Meadow Apt. Student Housing	8890	Other Local Revenue	697000	Student Housing	-	-	-	-

UNRESTRICTED GENERAL FUND - 2017-18 PROPOSED FINAL BUDGET

Account Codes 8000 - Sorted by Type of Revenue

Funds included:			2016 - 2017			2017 - 2018			
Fund	Organization Code	Organization Title	Account Code	Account Title	Program Code	Program Title	2016 - 2017 Actual Revenues	2016 - 2017 Adopted Budget	2017 - 2018 Proposed Final Budget
							17A	17B	18B
			1100	General - Unrestricted					
			5200	General - Unrestricted - Food Services					
			1410	General - Unrestricted - FR Residence Hall					
1100	40010	Fiscal Operations	8890	Other Local Revenue	083500	Physical Education	-	8,000	8,000
1100	40010	Fiscal Operations	8890	Other Local Revenue	100700	Dramatic Arts	-	5,000	5,000
1100	40010	Fiscal Operations	8890	Other Local Revenue	672000	Fiscal Operations	18,276.31	118,000	147,066
1100	40012	Agriculture BS Add'l Fee	8890	Other Local Revenue	010100	Agriculture Technology and Scienc	33,768.00	-	-
5200	40080	Food Services	8890	Other Local Revenue	694000	Food Services	82,959.25	-	-
5200	40080	Food Services	8890	Other Local Revenue	695000	Parking	274.50	-	-
1100	50100	Human Resources Office	8890	Other Local Revenue	673000	Human Resources Management	2,051.10	-	-
1100	70200	Athletics Local Revenues	8890	Other Local Revenue	083500	Physical Education	6,825.56	-	-
1100	40010	Fiscal Operations	8891	Indirect Cost	672000	Fiscal Operations	165,067.99	80,000	80,000
1100	40010	Fiscal Operations	8896	FRFR Membership Dues	083700	Health Education	-	110,000	110,000
1100	40010	Fiscal Operations	8896	FRFR Membership Dues	672000	Fiscal Operations	-	-	-
1100	70800	Feather River Fitness & Recreation	8896	FRFR Membership Dues	083700	Health Education	90,815.93	-	110,000
				Total Local Revenue			\$ 8,235,223.64	\$ 7,709,241	\$ 8,176,742
				8990	Beginning Fund Balance		\$ -	\$ 2,284,002	\$ 1,508,695
					Total Beginning Fund Balance Revenue		\$ -	\$ 2,284,002	\$ 1,508,695
					Grand Total		\$ 15,273,552.44	\$ 16,517,528	\$ 16,266,426

REVENUE DEFINITIONS

GENERAL REVENUES: A combination of State apportionment, property tax revenues and student enrollment fees. General revenue is calculated by formula contained in State Law. Prior year general revenues may be increased by State cost of living adjustments, FTES (full time equivalent students) growth, and program improvement funds and decreased by FTES decline. Property tax revenues and student enrollment fees are deducted from the "total computational revenue" calculations in determining State apportionments.

FOREST REVENUES: The proceeds from logging and grazing activities on Federal forest land which are apportioned to schools through the County Superintendent of Education and "Secure Rural Schools and Community Self-Determination Act of 2000" funds.

LOTTERY: Community college share of State lottery revenues.

INTEREST: Interest paid on District funds in Plumas County Treasury.

HEALTH FEES: Student fees charged to offset a portion of the cost of student accident insurance and college nurse services.

OUT-OF-STATE TUITION: Enrollment fees charged to students from other states, except for "Good-Neighbor" Students from Nevada.

OTHER STATE REVENUES:

Part-time Faculty Compensation: Funds provided by the State fo California to allow districts to make progress towards comparable pay for part-time faculty.

Mandated Costs: Reimbursements received from the State for a portion of the costs of mandated activities (Example: collective bargaining costs).

LOCAL REVENUES: Revenues received from local sources such as from rental of facilities, admission to drama productions and summer sport camp fees.

INTRA-FUND INCOMING TRANSFER/TRIO: Transfer within General Fund from the Restricted Fund's Trio Grant to the Unrestricted Fund for reimbursement of salary and fringe expenses.

BEGINNING FUND BALANCE: Net projected balance of prior year's revenues in excess of expenditures. Also referred to as contingency and reserves.

FEATHER RIVER COMMUNITY COLLEGE DISTRICT

2017/2018 PROPOSED FINAL BUDGET

JULY 1, 2017 THROUGH JUNE 30, 2018

UNRESTRICTED GENERAL FUND

SUMMARY AND DETAIL

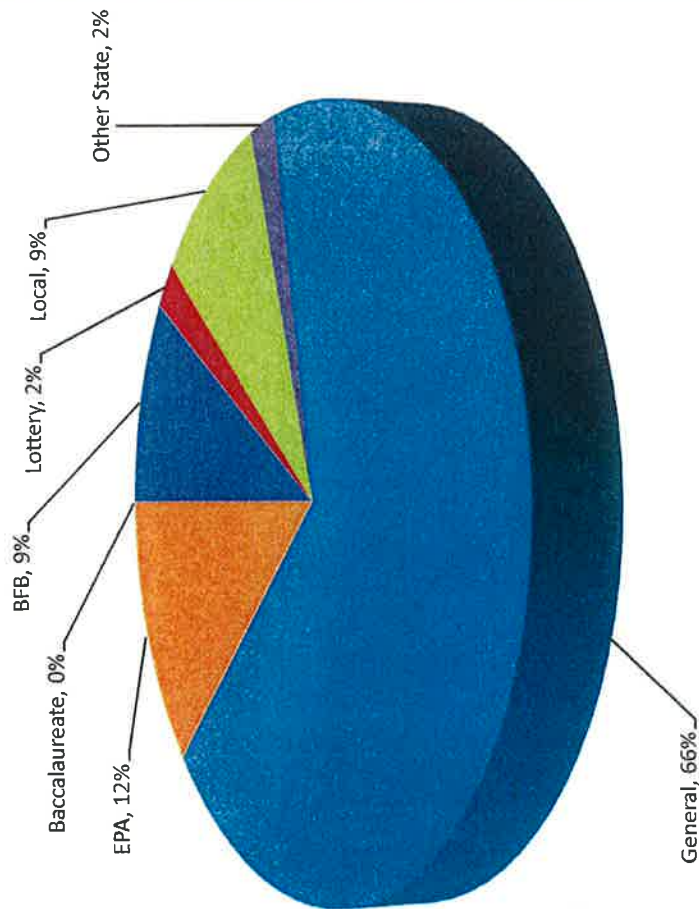
FEATHER RIVER COMMUNITY COLLEGE DISTRICT
2017/2018 PROPOSED FINAL BUDGET

UNRESTRICTED GENERAL FUND SUMMARY

	2013/14 FINAL ACTUAL	2014/2015 FINAL ACTUAL	2015/2016 FINAL ACTUAL	2016/2017 ACTUAL As of Aug. 2017	2016/2017 ACCOUNTED BUDGET As of AUG 2017	2016/2017 ADOPTED BUDGET	2017/2018 PROPOSED FINAL BUDGET
ACCT	<u>REVENUES</u>						
8000	\$ 11,739,389	\$ 11,744,664	\$ 14,358,096	\$ 13,419,346	\$ 15,005,947	\$ 14,531,415	\$ 14,335,552
8630	1,687,934	2,025,255	1,969,736	1,854,206	1,998,113	1,998,113	1,930,874
	\$ 13,427,323	\$ 13,769,919	\$ 16,327,832	\$ 15,273,552	\$ 17,004,060	\$ 16,529,528	\$ 16,266,426
ACCT	<u>EXPENDITURES</u>						
1000	\$ 2,225,843	\$ 2,042,199	\$ 2,169,892	\$ 2,216,402	\$ 2,162,245	\$ 2,077,891	\$ 2,458,580
1110	1,687,934	2,025,255	1,969,736	1,854,206	1,998,113	1,998,113	1,930,874
2000	2,818,625	2,967,236	3,077,867	3,347,053	3,364,519	3,350,959	3,450,037
3000	2,141,278	2,222,864	2,448,162	2,643,959	2,990,265	2,979,890	3,048,893
4000	517,778	537,398	540,926	582,132	663,909	638,303	642,300
5000	2,653,758	2,949,402	3,068,478	3,469,712	3,952,359	3,482,250	3,472,412
6000	235,374	271,567	243,249	895,015	906,336	851,599	101,899
7000	636,269	732,209	1,253,646	754,267	966,314	1,138,523	1,161,431
	\$ 12,916,860	\$ 13,748,130	\$ 14,771,956	\$ 15,762,747	\$ 17,004,060	\$ 16,517,528	\$ 16,266,426

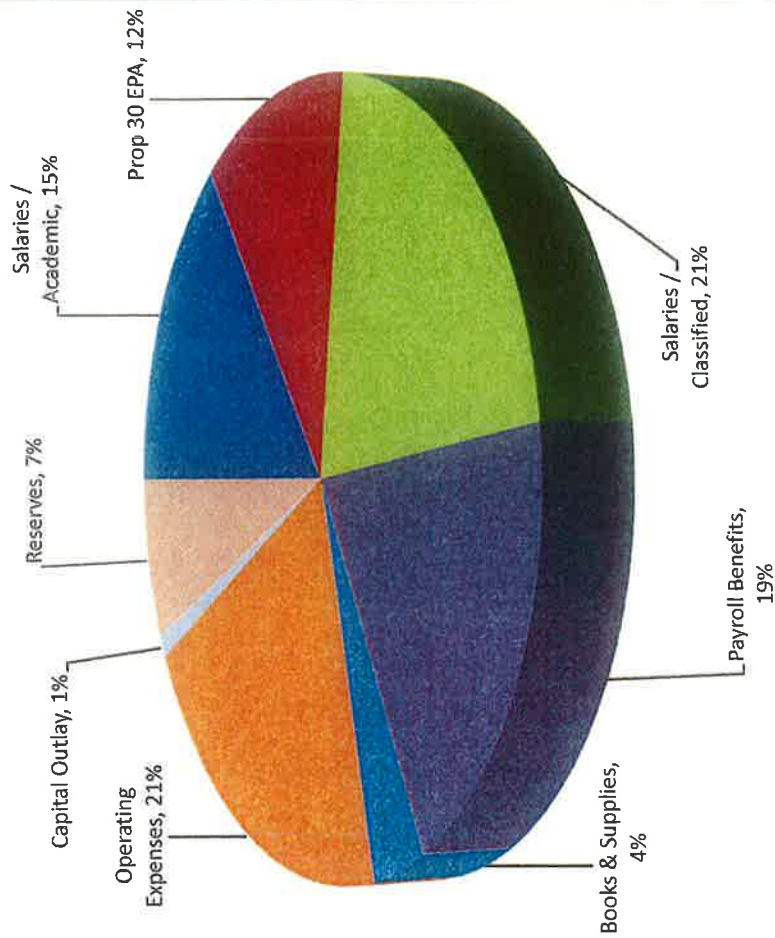
FEATHER RIVER COMMUNITY COLLEGE DISTRICT

**Unrestricted General Fund
Revenues 2017-18 Proposed Final Budget**



Current Year Adopted Budget: BFB 14%, Lottery 1%, Local 7%, Other State 2%,
64%, EPA 12%, Baccalaureate 0%

**Unrestricted General Fund
Expenditures 2017-18 Proposed Final Budget**



Prior Year Adopted Budget: Salaries/Academic 13%, Prop 30 EPA 12%, Salaries Classified 20%,
Payroll Benefits 18%, Books & Supplies 4%, Operating Expenses 21%, Capital Outlay 5%,
Reserves 7%

UNRESTRICTED GENERAL FUND - 2017-18 PROPOSED FINAL BUDGET

Account Codes 1000 through 7000 - Sorted by Organization Code

Funds included:			2017 - 2018	2016 - 2017	2016 - 2017	2016 - 2017	2017 - 2018
Fund	Organization Code	Organization Title	Actual Expenses	Accounted Budget	Adopted Budget	Proposed Final Budget	
			17A	17AB	17B	188	
		General - Unrestricted					
	1100	General - Unrestricted - Food Services					
	5200	General - Unrestricted - FR Residence Hall					
	1410						
		Account Code					
		Program Code					
		Account Title					
		Program Title					
1100	10100	Board Operations	\$ 126.89	\$ 300	\$ 300	\$ 300	
1100	10100	Board Operations	-	3,500	3,500	3,500	
1100	10100	Board Operations	220.00	13,000	13,000	13,000	
1100	10100	Board Operations	6,950.00	7,800	7,800	7,800	
1100	10100	Board Operations	4,677.86	5,470	5,470	5,470	
1100	10100	Board Operations	163.10	500	500	500	
10100	Total		\$ 12,137.85	\$ 30,570	\$ 30,570	\$ 30,570	
1100	10105	Accreditation	\$ 197.39	\$ 500	\$ -	\$ -	
1100	10105	Accreditation	14,758.00	14,758	14,758	14,758	
1100	10105	Accreditation	2,909.94	10,523	11,023	11,023	
10105	Total		\$ 17,865.33	\$ 25,781	\$ 25,781	\$ 25,781	
1100	10200	General Administration	\$ 10,437.37	\$ 10,500	\$ 10,500	\$ 10,500	
1100	10200	General Administration	-	-	-	-	
1100	10200	General Administration	5,178.72	7,785	7,785	7,785	
1100	10200	General Administration	11,211.70	13,625	15,725	15,725	
1100	10200	General Administration	14,027.87	20,000	10,000	10,000	
1100	10200	General Administration	27,472.03	46,375	46,700	47,300	
1100	10200	General Administration	-	1,000	1,000	1,000	
1100	10200	General Administration	10,000.00	40,000	40,000	-	
1100	10200	General Administration	9,118.63	13,000	13,000	13,000	
1100	10200	General Administration	1,909.90	4,865	4,865	4,865	
1100	10200	General Administration	-	450	450	450	
1100	10200	General Administration	7,035.00	7,135	3,305	3,305	
1100	10200	General Administration	28,946.96	28,948	-	-	
1100	10200	General Administration	120,000.00	120,000	-	-	
1100	10200	General Administration	753,161.70	55,492	305,580	305,580	
1100	10200	General Administration	998,499.88	1,122,375	1,212,110	419,510	
10200	Total		\$ -	\$ 8,500	\$ 8,500	\$ 8,500	
1100	10215	Phi Theta Kappa	-	445	445	445	
1100	10215	Phi Theta Kappa	1,247.00	1,400	500	500	
1100	10215	Phi Theta Kappa	100.00	100	-	-	
1100	10215	Phi Theta Kappa	6,914.62	7,500	9,000	9,000	
1100	10215	Phi Theta Kappa	316.69	500	-	-	
10215	Total		\$ 8,578.31	\$ 18,445	\$ 18,445	\$ 18,445	
1100	10300	Graduation	\$ 4,133.18	\$ 4,814	\$ 2,900	\$ 2,900	
1100	10300	Graduation	-	100	100	100	
1100	10300	Graduation	100.00	100	100	100	
1100	10300	Graduation	185.48	186	-	-	
10300	Total		\$ 4,418.66	\$ 5,290	\$ 3,100	\$ 3,100	

UNRESTRICTED GENERAL FUND - 2017-18 PROPOSED FINAL BUDGET

Account Codes 1000 through 7000 - Sorted by Organization Code

Fund	Organization Code	Organization Title	Account Code	Account Title	Program Code	Program Title	2016 - 2017	2016 - 2017	2017 - 2018	
							Actual Expenses	Accounted Budget	Adopted Budget	Proposed Final Budget
							17A	17AB	17B	18B
				General - Unrestricted						
				General - Unrestricted - Food Services						
				General - Unrestricted - FR Residence Hall						
				1100	1100					
				1100	10400 Public Information	671000 Community Relations	18,191.63	18,300	4,510	4,510
				1100	10400 Public Information	671000 Community Relations	9,203.62	9,535	9,000	9,000
				1100	10400 Public Information	671000 Community Relations	2,781.36	2,805	4,000	4,000
				1100	10400 Public Information	671000 Community Relations	15,935.74	18,720	30,000	30,000
				10400 Total			46,112.35	49,360	47,510	47,510
				1100	10700 Institutional Research	679700 Institutional Research	300.00	1,000	-	-
				1100	10700 Institutional Research	679700 Institutional Research	741.92	3,374	4,600	4,600
				1100	10700 Institutional Research	679700 Institutional Research	65.96	226	-	-
				1100	10700 Institutional Research	679700 Institutional Research	1,107.88	4,600	4,600	4,600
				1100	10700 Institutional Research	679700 Institutional Research	63,826.95	106,050	106,050	106,050
				1100	10700 Institutional Research	679700 Institutional Research	63,826.95	106,050	106,050	106,050
				1100	10700 Institutional Research	679700 Institutional Research	1,138.66	-	-	-
				20105 Total			143.24	-	-	-
				20105 Lake Almanor Fitness Center			16.51	-	-	-
				20115 Incarcerated Students Program			0.57	-	-	-
				20115 Incarcerated Students Program			27.24	-	-	-
				20115 Incarcerated Students Program			4,352.20	-	-	-
				20115 Incarcerated Students Program			1,418.56	-	-	-
				20115 Incarcerated Students Program			547.51	-	-	-
				20115 Incarcerated Students Program			85.59	-	-	-
				20115 Incarcerated Students Program			83.13	-	-	-
				20115 Incarcerated Students Program			2.89	-	-	-
				20115 Incarcerated Students Program			138.04	-	-	-
				20115 Incarcerated Students Program			2,408.12	-	-	-
				20115 Incarcerated Students Program			302.94	-	-	-
				20115 Incarcerated Students Program			34.91	-	-	-
				20115 Incarcerated Students Program			1.20	-	-	-
				20115 Incarcerated Students Program			57.60	-	-	-
				20115 Incarcerated Students Program			8,253.03	-	-	-
				20115 Incarcerated Students Program			508.79	-	-	-
				20115 Incarcerated Students Program			118.99	-	-	-
				20115 Incarcerated Students Program			4.11	-	-	-
				20115 Incarcerated Students Program			196.32	-	-	-
				20115 Incarcerated Students Program			5,400.91	-	-	-
				20115 Incarcerated Students Program			334.86	-	-	-
				20115 Incarcerated Students Program			78.32	-	-	-
				20115 Incarcerated Students Program			2.72	-	-	-
				20115 Incarcerated Students Program			129.20	-	-	-
				20115 Incarcerated Students Program			7,693.72	-	-	-
				20115 Incarcerated Students Program			477.00	-	-	-

UNRESTRICTED GENERAL FUND - 2017-18 PROPOSED FINAL BUDGET

Account Codes 1000 through 7000 - Sorted by Organization Code

Fund	Organization Code	Organization Title	Account Code	Account Title	Program Code	Program Title	2016 - 2017	2016 - 2017	2016 - 2017	2017 - 2018
							Actual Expenses	Accounted Budget	Adopted Budget	Proposed Final Budget
							17A	17AB	17B	18B
				General - Unrestricted						
				General - Unrestricted - Food Services						
				General - Unrestricted - FR Residence Hall						
	1100	Incarcerated Students Program	3330	Medicare Instructional	100210	Painting and Drawing	111.55			
1100	20115	Incarcerated Students Program	3510	Unemployment Instructional	100210	Painting and Drawing	3.86			
1100	20115	Incarcerated Students Program	3610	Workers Comp Instructional	100210	Painting and Drawing	184.03			
1100	20115	Incarcerated Students Program	1315	Inst Assoc. Faculty Teaching	130500	Child Develop/Early Care and Ed	5,860.17			
1100	20115	Incarcerated Students Program	3310	FICA Instructional	130500	Child Develop/Early Care and Ed	361.91			
1100	20115	Incarcerated Students Program	3330	Medicare Instructional	130500	Child Develop/Early Care and Ed	84.63			
1100	20115	Incarcerated Students Program	3510	Unemployment Instructional	130500	Child Develop/Early Care and Ed	2.90			
1100	20115	Incarcerated Students Program	3610	Workers Comp Instructional	130500	Child Develop/Early Care and Ed	139.63			
1100	20115	Incarcerated Students Program	1120	Inst Faculty Overload	150100	English	7,316.93			
1100	20115	Incarcerated Students Program	1315	Inst Assoc. Faculty Teaching	150100	English	51,875.02			
1100	20115	Incarcerated Students Program	3110	STRS Instructional	150100	English	2,805.18			
1100	20115	Incarcerated Students Program	3310	FICA Instructional	150100	English	2,122.17			
1100	20115	Incarcerated Students Program	3330	Medicare Instructional	150100	English	858.43			
1100	20115	Incarcerated Students Program	3510	Unemployment Instructional	150100	English	29.58			
1100	20115	Incarcerated Students Program	3610	Workers Comp Instructional	150100	English	1,415.87			
1100	20115	Incarcerated Students Program	1315	Inst Assoc. Faculty Teaching	150300	Comparative Literature	2,795.10			
1100	20115	Incarcerated Students Program	3310	FICA Instructional	150300	Comparative Literature	173.30			
1100	20115	Incarcerated Students Program	3330	Medicare Instructional	150300	Comparative Literature	40.53			
1100	20115	Incarcerated Students Program	3510	Unemployment Instructional	150300	Comparative Literature	1.40			
1100	20115	Incarcerated Students Program	3610	Workers Comp Instructional	150300	Comparative Literature	66.85			
1100	20115	Incarcerated Students Program	1315	Inst Assoc. Faculty Teaching	150400	Classics	3,182.85			
1100	20115	Incarcerated Students Program	3110	STRS Instructional	150400	Classics	400.41			
1100	20115	Incarcerated Students Program	3330	Medicare Instructional	150400	Classics	46.15			
1100	20115	Incarcerated Students Program	3510	Unemployment Instructional	150400	Classics	1.60			
1100	20115	Incarcerated Students Program	3610	Workers Comp Instructional	150400	Classics	76.15			
1100	20115	Incarcerated Students Program	1315	Inst Assoc. Faculty Teaching	150600	Speech Communication	10,930.33			
1100	20115	Incarcerated Students Program	3110	STRS Instructional	150600	Speech Communication	1,225.47			
1100	20115	Incarcerated Students Program	3310	FICA Instructional	150600	Speech Communication	73.71			
1100	20115	Incarcerated Students Program	3330	Medicare Instructional	150600	Speech Communication	158.50			
1100	20115	Incarcerated Students Program	3510	Unemployment Instructional	150600	Speech Communication	5.47			
1100	20115	Incarcerated Students Program	3610	Workers Comp Instructional	150600	Speech Communication	261.45			
1100	20115	Incarcerated Students Program	1315	Inst Assoc. Faculty Teaching	150900	Philosophy	1,876.56			
1100	20115	Incarcerated Students Program	3110	STRS Instructional	150900	Philosophy	236.07			
1100	20115	Incarcerated Students Program	3330	Medicare Instructional	150900	Philosophy	27.21			
1100	20115	Incarcerated Students Program	3510	Unemployment Instructional	150900	Philosophy	0.94			
1100	20115	Incarcerated Students Program	3610	Workers Comp Instructional	150900	Philosophy	44.89			
1100	20115	Incarcerated Students Program	1120	Inst Faculty Overload	170100	Mathematics; General	11,278.84			
1100	20115	Incarcerated Students Program	1315	Inst Assoc. Faculty Teaching	170100	Mathematics; General	42,495.69			
1100	20115	Incarcerated Students Program	3110	STRS Instructional	170100	Mathematics; General	6,764.81			
1100	20115	Incarcerated Students Program	3330	Medicare Instructional	170100	Mathematics; General	779.84			

UNRESTRICTED GENERAL FUND - 2017-18 PROPOSED FINAL BUDGET

Account Codes 1000 through 7000 - Sorted by Organization Code

Funds included:
 1100 General - Unrestricted
 5200 General - Unrestricted - Food Services
 1410 General - Unrestricted - FR Residence Hall

Fund	Organization Code	Organization Title	Account Code	Account Title	Program Code	Program Title	2016 - 2017			2017 - 2018	
							Actual Expenses	Accounted Budget	Adopted Budget	Proposed Budget	Final Budget
							17A	17AB	17B	18B	
1100	20115	Incarcerated Students Program	3510	Unemployment Instructional	170100	Mathematics; General	26.89	-	-	-	-
1100	20115	Incarcerated Students Program	3610	Workers Comp Instructional	170100	Mathematics; General	1,286.30	-	-	-	-
1100	20115	Incarcerated Students Program	1315	Inst Assoc. Faculty Teaching	200100	Psychology; General	7,650.01	-	-	-	-
1100	20115	Incarcerated Students Program	3110	STRS Instructional	200100	Psychology; General	962.41	-	-	-	-
1100	20115	Incarcerated Students Program	3330	Medicare Instructional	200100	Psychology; General	110.93	-	-	-	-
1100	20115	Incarcerated Students Program	3510	Unemployment Instructional	200100	Psychology; General	3.84	-	-	-	-
1100	20115	Incarcerated Students Program	3610	Workers Comp Instructional	200100	Psychology; General	182.99	-	-	-	-
1100	20115	Incarcerated Students Program	1315	Inst Assoc. Faculty Teaching	220200	Anthropology	20,158.98	-	-	-	-
1100	20115	Incarcerated Students Program	3310	FICA Instructional	220200	Anthropology	1,249.86	-	-	-	-
1100	20115	Incarcerated Students Program	3330	Medicare Instructional	220200	Anthropology	292.32	-	-	-	-
1100	20115	Incarcerated Students Program	3510	Unemployment Instructional	220200	Anthropology	10.08	-	-	-	-
1100	20115	Incarcerated Students Program	3610	Workers Comp Instructional	220200	Anthropology	482.22	-	-	-	-
1100	20115	Incarcerated Students Program	1315	Inst Assoc. Faculty Teaching	220500	History	15,903.12	-	-	-	-
1100	20115	Incarcerated Students Program	3110	STRS Instructional	220500	History	2,000.63	-	-	-	-
1100	20115	Incarcerated Students Program	3330	Medicare Instructional	220500	History	230.60	-	-	-	-
1100	20115	Incarcerated Students Program	3510	Unemployment Instructional	220500	History	7.95	-	-	-	-
1100	20115	Incarcerated Students Program	3610	Workers Comp Instructional	220500	History	380.40	-	-	-	-
1100	20115	Incarcerated Students Program	1315	Inst Assoc. Faculty Teaching	220600	Geography	4,495.69	-	-	-	-
1100	20115	Incarcerated Students Program	3110	STRS Instructional	220600	Geography	565.52	-	-	-	-
1100	20115	Incarcerated Students Program	3330	Medicare Instructional	220600	Geography	65.20	-	-	-	-
1100	20115	Incarcerated Students Program	3510	Unemployment Instructional	220600	Geography	2.25	-	-	-	-
1100	20115	Incarcerated Students Program	3610	Workers Comp Instructional	220600	Geography	107.52	-	-	-	-
1100	20115	Incarcerated Students Program	1120	Inst Faculty Overload	220700	Political Science	5,239.73	-	-	-	-
1100	20115	Incarcerated Students Program	1315	Inst Assoc. Faculty Teaching	220700	Political Science	6,636.48	-	-	-	-
1100	20115	Incarcerated Students Program	3110	STRS Instructional	220700	Political Science	659.16	-	-	-	-
1100	20115	Incarcerated Students Program	3310	FICA Instructional	220700	Political Science	411.46	-	-	-	-
1100	20115	Incarcerated Students Program	3330	Medicare Instructional	220700	Political Science	172.20	-	-	-	-
1100	20115	Incarcerated Students Program	3510	Unemployment Instructional	220700	Political Science	5.92	-	-	-	-
1100	20115	Incarcerated Students Program	3610	Workers Comp Instructional	220700	Political Science	284.05	-	-	-	-
1100	20115	Incarcerated Students Program	1315	Inst Assoc. Faculty Teaching	220800	Sociology	9,690.01	-	-	-	-
1100	20115	Incarcerated Students Program	3110	STRS Instructional	220800	Sociology	1,219.04	-	-	-	-
1100	20115	Incarcerated Students Program	3330	Medicare Instructional	220800	Sociology	140.50	-	-	-	-
1100	20115	Incarcerated Students Program	3510	Unemployment Instructional	220800	Sociology	4.82	-	-	-	-
1100	20115	Incarcerated Students Program	3610	Workers Comp Instructional	220800	Sociology	231.81	-	-	-	-
1100	20115	Incarcerated Students Program	1315	Inst Assoc. Faculty Teaching	493010	Career Guidance and Orientation	4,021.88	-	-	-	-
1100	20115	Incarcerated Students Program	3110	STRS Instructional	493010	Career Guidance and Orientation	505.97	-	-	-	-
1100	20115	Incarcerated Students Program	3330	Medicare Instructional	493010	Career Guidance and Orientation	58.30	-	-	-	-
1100	20115	Incarcerated Students Program	3510	Unemployment Instructional	493010	Career Guidance and Orientation	1.99	-	-	-	-
1100	20115	Incarcerated Students Program	3610	Workers Comp Instructional	493010	Career Guidance and Orientation	96.19	-	-	-	-
1100	20115	Incarcerated Students Program	1120	Inst Faculty Overload	499900	Other Interdisciplinary Studies	8,606.43	31,584	20,659	34,132	

UNRESTRICTED GENERAL FUND - 2017-18 PROPOSED FINAL BUDGET

Account Codes 1000 through 7000 - Sorted by Organization Code

Funds included:		1100	1100	2016 - 2017	2016 - 2017	2016 - 2017	2017 - 2018		
		General - Unrestricted	General - Unrestricted - Food Services	Actual	Accounted	Adopted	Proposed		
		5200	General - Unrestricted - FR Residence Hall	Expenses	Budget	Budget	Final		
		1410					Budget		
Fund	Organization Code	Organization Title	Account Code	Account Title	Program Code	Program Title	17A	17B	18B
1100	20115	Incarcerated Students Program	1125	Inst Faculty Other	499900	Other Interdisciplinary Studies	250.00	-	-
1100	20115	Incarcerated Students Program	1240	Non-Inst Certificated Other	499900	Other Interdisciplinary Studies	11,421.43	12,000	12,000
1100	20115	Incarcerated Students Program	1315	Inst Assoc. Faculty Teaching	499900	Other Interdisciplinary Studies	8,505.73	199,885	248,721
1100	20115	Incarcerated Students Program	2125	Short Term Sub / Hry Temp	499900	Other Interdisciplinary Studies	-	7,200	7,200
1100	20115	Incarcerated Students Program	2335	Non-Inst Student	499900	Other Interdisciplinary Studies	-	2,850	2,850
1100	20115	Incarcerated Students Program	3000	Payroll Benefits	499900	Other Interdisciplinary Studies	-	34,800	44,487
1100	20115	Incarcerated Students Program	3110	STRS Instructional	499900	Other Interdisciplinary Studies	3,324.92	-	-
1100	20115	Incarcerated Students Program	3310	FICA Instructional	499900	Other Interdisciplinary Studies	145.29	-	-
1100	20115	Incarcerated Students Program	3330	Medicare Instructional	499900	Other Interdisciplinary Studies	417.57	-	-
1100	20115	Incarcerated Students Program	3510	Unemployment Instructional	499900	Other Interdisciplinary Studies	14.40	-	-
1100	20115	Incarcerated Students Program	3610	Workers Comp Instructional	499900	Other Interdisciplinary Studies	688.55	-	-
1100	20115	Incarcerated Students Program	4110	Books	499900	Other Interdisciplinary Studies	12,226.55	10,453	10,453
1100	20115	Incarcerated Students Program	4310	Instructional Supplies	499900	Other Interdisciplinary Studies	9,996.14	14,345	11,992
1100	20115	Incarcerated Students Program	5050	Consultants & Contracts	499900	Other Interdisciplinary Studies	400.00	-	-
1100	20115	Incarcerated Students Program	5060	Postage & Shipping	499900	Other Interdisciplinary Studies	29,738.76	28,900	28,900
1100	20115	Incarcerated Students Program	5100	Employee Travel Expenses	499900	Other Interdisciplinary Studies	14,267.98	10,850	12,568
20115	Total						\$ 375,631.83	\$ 417,041	\$ 413,303
1100	20120	Inst Academic Administration	1120	Inst Faculty Overload	010100	Agriculture Technology and Sciences	\$ 28,441.39	\$	\$
1100	20120	Inst Academic Administration	1125	Inst Faculty Other	010100	Agriculture Technology and Sciences	1,703.33	-	-
1100	20120	Inst Academic Administration	1315	Inst Assoc. Faculty Teaching	010100	Agriculture Technology and Sciences	9,031.32	-	-
1100	20120	Inst Academic Administration	3110	STRS Instructional	010100	Agriculture Technology and Sciences	4,399.53	-	-
1100	20120	Inst Academic Administration	3310	FICA Instructional	010100	Agriculture Technology and Sciences	260.67	-	-
1100	20120	Inst Academic Administration	3330	Medicare Instructional	010100	Agriculture Technology and Sciences	568.06	-	-
1100	20120	Inst Academic Administration	3510	Unemployment Instructional	010100	Agriculture Technology and Sciences	19.57	-	-
1100	20120	Inst Academic Administration	3610	Workers Comp Instructional	010100	Agriculture Technology and Sciences	937.05	-	-
1100	20120	Inst Academic Administration	1315	Inst Assoc. Faculty Teaching	010100	Agriculture Technology and Sciences	35,223.82	-	-
1100	20120	Inst Academic Administration	3110	STRS Instructional	010200	Animal Science	1,165.50	-	-
1100	20120	Inst Academic Administration	3310	FICA Instructional	010200	Animal Science	1,609.67	-	-
1100	20120	Inst Academic Administration	3330	Medicare Instructional	010200	Animal Science	510.82	-	-
1100	20120	Inst Academic Administration	3510	Unemployment Instructional	010200	Animal Science	17.67	-	-
1100	20120	Inst Academic Administration	3610	Workers Comp Instructional	010200	Animal Science	842.54	-	-
1100	20120	Inst Academic Administration	1315	Inst Assoc. Faculty Teaching	010240	Equine Science	6,472.77	-	-
1100	20120	Inst Academic Administration	3310	FICA Instructional	010240	Equine Science	401.34	-	-
1100	20120	Inst Academic Administration	3330	Medicare Instructional	010240	Equine Science	93.86	-	-
1100	20120	Inst Academic Administration	3510	Unemployment Instructional	010240	Equine Science	3.20	-	-
1100	20120	Inst Academic Administration	3610	Workers Comp Instructional	010240	Equine Science	154.83	-	-
1100	20120	Inst Academic Administration	1315	Inst Assoc. Faculty Teaching	011200	Agriculture Bus; Sales and Service	14,506.91	-	-
1100	20120	Inst Academic Administration	3110	STRS Instructional	011200	Agriculture Bus; Sales and Service	353.47	-	-
1100	20120	Inst Academic Administration	3310	FICA Instructional	011200	Agriculture Bus; Sales and Service	725.47	-	-
1100	20120	Inst Academic Administration	3330	Medicare Instructional	011200	Agriculture Bus; Sales and Service	210.39	-	-

UNRESTRICTED GENERAL FUND - 2017-18 PROPOSED FINAL BUDGET

Account Codes 1000 through 7000 - Sorted by Organization Code

Fund	Organization Code	Organization Title	Account		2016 - 2017			2016 - 2017		2017 - 2018	
			Code	Account Title	Actual Expenses	Accounted Budget	Adopted Budget	Proposed Budget	Final Budget		
					17A	17AB	17B	18B			
			General - Unrestricted								
			General - Unrestricted - Food Services								
			General - Unrestricted - FR Residence Hall								
1100	1100	20120 Inst Academic Administration	3510	Unemployment Instructional	7.26						
1100	1100	20120 Inst Academic Administration	3610	Workers Comp Instructional	347.01						
1100	1100	20120 Inst Academic Administration	1315	Inst Assoc. Faculty Teaching	4,598.72						
1100	1100	20120 Inst Academic Administration	3310	FICA Instructional	285.12						
1100	1100	20120 Inst Academic Administration	3330	Medicare Instructional	66.68						
1100	1100	20120 Inst Academic Administration	3510	Unemployment Instructional	2.31						
1100	1100	20120 Inst Academic Administration	3610	Workers Comp Instructional	110.01						
1100	1100	20120 Inst Academic Administration	1120	Inst Faculty Overload	11,668.16						
1100	1100	20120 Inst Academic Administration	1125	Inst Faculty Other	500.00						
1100	1100	20120 Inst Academic Administration	1315	Inst Assoc. Faculty Teaching	21,835.63						
1100	1100	20120 Inst Academic Administration	3110	STRS Instructional	4,277.67						
1100	1100	20120 Inst Academic Administration	3330	Medicare Instructional	493.06						
1100	1100	20120 Inst Academic Administration	3510	Unemployment Instructional	16.96						
1100	1100	20120 Inst Academic Administration	3610	Workers Comp Instructional	813.35						
1100	1100	20120 Inst Academic Administration	1315	Inst Assoc. Faculty Teaching	6,767.15						
1100	1100	20120 Inst Academic Administration	3310	FICA Instructional	419.64						
1100	1100	20120 Inst Academic Administration	3330	Medicare Instructional	98.14						
1100	1100	20120 Inst Academic Administration	3510	Unemployment Instructional	3.39						
1100	1100	20120 Inst Academic Administration	3610	Workers Comp Instructional	161.86						
1100	1100	20120 Inst Academic Administration	1315	Inst Assoc. Faculty Teaching	8,359.59						
1100	1100	20120 Inst Academic Administration	3110	STRS Instructional	1,051.69						
1100	1100	20120 Inst Academic Administration	3330	Medicare Instructional	121.21						
1100	1100	20120 Inst Academic Administration	3510	Unemployment Instructional	4.17						
1100	1100	20120 Inst Academic Administration	3610	Workers Comp Instructional	200.00						
1100	1100	20120 Inst Academic Administration	1120	Inst Faculty Overload	595.43						
1100	1100	20120 Inst Academic Administration	1125	Inst Faculty Other	500.00						
1100	1100	20120 Inst Academic Administration	1315	Inst Assoc. Faculty Teaching	18,589.23						
1100	1100	20120 Inst Academic Administration	3110	STRS Instructional	1,579.08						
1100	1100	20120 Inst Academic Administration	3310	FICA Instructional	442.21						
1100	1100	20120 Inst Academic Administration	3330	Medicare Instructional	285.44						
1100	1100	20120 Inst Academic Administration	3510	Unemployment Instructional	9.85						
1100	1100	20120 Inst Academic Administration	3610	Workers Comp Instructional	470.90						
1100	1100	20120 Inst Academic Administration	1120	Inst Faculty Overload	12,336.95						
1100	1100	20120 Inst Academic Administration	1125	Inst Faculty Other	450.00						
1100	1100	20120 Inst Academic Administration	1315	Inst Assoc. Faculty Teaching	16,632.37						
1100	1100	20120 Inst Academic Administration	2410	Instructional Aides; Temp	6,900.19						
1100	1100	20120 Inst Academic Administration	3110	STRS Instructional	3,671.54						
1100	1100	20120 Inst Academic Administration	3310	FICA Instructional	14.50						
1100	1100	20120 Inst Academic Administration	3321	FICA Classified Other	427.77						
1100	1100	20120 Inst Academic Administration	3330	Medicare Instructional	426.60						

UNRESTRICTED GENERAL FUND - 2017-18 PROPOSED FINAL BUDGET

Account Codes 1000 through 7000 - Sorted by Organization Code

Fund	Organization Code	Organization Title	Account Code	Account Title	Program Code	Program Title	2016 - 2017 Actual Expenses	2016 - 2017 Accounted Budget	2016 - 2017 Adopted Budget	2017 - 2018 Proposed Final Budget
							17A	17AB	17B	18B
			General - Unrestricted							
			General - Unrestricted - Food Services							
			General - Unrestricted - FR Residence Hall							
			1100	1100						
			5200							
			1410							
1100	20120	Inst Academic Administration	3341	Medicare Classified Other	040100	Biology, General	100.05			
1100	20120	Inst Academic Administration	3510	Unemployment Instructional	040100	Biology, General	14.67			
1100	20120	Inst Academic Administration	3521	Unemployment Classified Other	040100	Biology, General	3.47			
1100	20120	Inst Academic Administration	3610	Workers Comp Instructional	040100	Biology, General	703.71			
1100	20120	Inst Academic Administration	3621	Workers Comp Classified Other	040100	Biology, General	165.03			
1100	20120	Inst Academic Administration	1315	Inst Assoc. Faculty Teaching	041000	Anatomy and Physiology	36,855.64			
1100	20120	Inst Academic Administration	3110	STRS Instructional	041000	Anatomy and Physiology	3,123.08			
1100	20120	Inst Academic Administration	3310	FICA Instructional	041000	Anatomy and Physiology	726.15			
1100	20120	Inst Academic Administration	3330	Medicare Instructional	041000	Anatomy and Physiology	529.81			
1100	20120	Inst Academic Administration	3510	Unemployment Instructional	041000	Anatomy and Physiology	18.48			
1100	20120	Inst Academic Administration	3610	Workers Comp Instructional	041000	Anatomy and Physiology	881.61			
1100	20120	Inst Academic Administration	1120	Inst Faculty Overload	050100	Business and Commerce; General	8,174.04			
1100	20120	Inst Academic Administration	1125	Inst Faculty Other	050100	Business and Commerce; General	648.75			
1100	20120	Inst Academic Administration	1315	Inst Assoc. Faculty Teaching	050100	Business and Commerce; General	3,083.28			
1100	20120	Inst Academic Administration	3110	STRS Instructional	050100	Business and Commerce; General	1,149.53			
1100	20120	Inst Academic Administration	3330	FICA Instructional	050100	Business and Commerce; General	171.67			
1100	20120	Inst Academic Administration	3330	Medicare Instructional	050100	Business and Commerce; General	172.67			
1100	20120	Inst Academic Administration	3410	Health Instructional	050100	Business and Commerce; General	40.44			
1100	20120	Inst Academic Administration	3510	Unemployment Instructional	050100	Business and Commerce; General	5.95			
1100	20120	Inst Academic Administration	3610	Workers Comp Instructional	050100	Business and Commerce; General	284.79			
1100	20120	Inst Academic Administration	1315	Inst Assoc. Faculty Teaching	051400	Off Tech/Off Comp Applications	7,165.00			
1100	20120	Inst Academic Administration	3110	STRS Instructional	051400	Off Tech/Off Comp Applications	901.34			
1100	20120	Inst Academic Administration	3330	Medicare Instructional	051400	Off Tech/Off Comp Applications	103.89			
1100	20120	Inst Academic Administration	3510	Unemployment Instructional	051400	Off Tech/Off Comp Applications	3.58			
1100	20120	Inst Academic Administration	3610	Workers Comp Instructional	051400	Off Tech/Off Comp Applications	171.37			
1100	20120	Inst Academic Administration	1315	Inst Assoc. Faculty Teaching	051420	Medical Office Technology	5,577.36			
1100	20120	Inst Academic Administration	3110	STRS Instructional	051420	Medical Office Technology	701.60			
1100	20120	Inst Academic Administration	3330	Medicare Instructional	051420	Medical Office Technology	80.87			
1100	20120	Inst Academic Administration	3510	Unemployment Instructional	051420	Medical Office Technology	2.81			
1100	20120	Inst Academic Administration	3610	Workers Comp Instructional	051420	Medical Office Technology	133.44			
1100	20120	Inst Academic Administration	1315	Inst Assoc. Faculty Teaching	061430	Website Design and Development	3,538.13			
1100	20120	Inst Academic Administration	3110	STRS Instructional	061430	Website Design and Development	445.11			
1100	20120	Inst Academic Administration	3330	Medicare Instructional	061430	Website Design and Development	51.30			
1100	20120	Inst Academic Administration	3510	Unemployment Instructional	061430	Website Design and Development	1.77			
1100	20120	Inst Academic Administration	3610	Workers Comp Instructional	061430	Website Design and Development	84.63			
1100	20120	Inst Academic Administration	1315	Inst Assoc. Faculty Teaching	061440	Animation	3,155.63			
1100	20120	Inst Academic Administration	3110	STRS Instructional	061440	Animation	396.99			
1100	20120	Inst Academic Administration	3330	Medicare Instructional	061440	Animation	45.74			
1100	20120	Inst Academic Administration	3510	Unemployment Instructional	061440	Animation	1.57			
1100	20120	Inst Academic Administration	3610	Workers Comp Instructional	061440	Animation	75.45			

UNRESTRICTED GENERAL FUND - 2017-18 PROPOSED FINAL BUDGET

Account Codes 1000 through 7000 - Sorted by Organization Code

Funds included:

- 1100 General - Unrestricted
- 5200 General - Unrestricted - Food Services
- 1410 General - Unrestricted - FR Residence Hall

Fund	Organization Code	Organization Title	Account Code	Account Title	Program Code	Program Title	2016 - 2017	2016 - 2017	2017 - 2018	
							Actual Expenses	Accounted Budget	Adopted Budget	Proposed Budget
							17A	17AB	17B	18B
1100	20120	Inst Academic Administration	1125	Inst Faculty Other	070600	Computer Science (transfer)	225.00	-	-	-
1100	20120	Inst Academic Administration	1315	Inst Assoc. Faculty Teaching	070600	Computer Science (transfer)	5,573.74	-	-	-
1100	20120	Inst Academic Administration	3110	STRS Instructional	070600	Computer Science (transfer)	649.30	-	-	-
1100	20120	Inst Academic Administration	3310	FICA Instructional	070600	Computer Science (transfer)	39.52	-	-	-
1100	20120	Inst Academic Administration	3330	Medicare Instructional	070600	Computer Science (transfer)	84.10	-	-	-
1100	20120	Inst Academic Administration	3410	Health Instructional	070600	Computer Science (transfer)	19.32	-	-	-
1100	20120	Inst Academic Administration	3510	Unemployment Instructional	070600	Computer Science (transfer)	2.89	-	-	-
1100	20120	Inst Academic Administration	3610	Workers Comp Instructional	070600	Computer Science (transfer)	138.71	-	-	-
1100	20120	Inst Academic Administration	1315	Inst Assoc. Faculty Teaching	080100	Education;General (PreProfessional)	379.68	-	-	-
1100	20120	Inst Academic Administration	3310	FICA Instructional	080100	Education;General (PreProfessional)	23.54	-	-	-
1100	20120	Inst Academic Administration	3330	Medicare Instructional	080100	Education;General (PreProfessional)	5.50	-	-	-
1100	20120	Inst Academic Administration	3510	Unemployment Instructional	080100	Education;General (PreProfessional)	0.18	-	-	-
1100	20120	Inst Academic Administration	3610	Workers Comp Instructional	080100	Education;General (PreProfessional)	9.08	-	-	-
1100	20120	Inst Academic Administration	1315	Inst Assoc. Faculty Teaching	083500	Physical Education	22,216.98	-	-	-
1100	20120	Inst Academic Administration	3110	STRS Instructional	083500	Physical Education	878.83	-	-	-
1100	20120	Inst Academic Administration	3310	FICA Instructional	083500	Physical Education	924.80	-	-	-
1100	20120	Inst Academic Administration	3330	Medicare Instructional	083500	Physical Education	318.09	-	-	-
1100	20120	Inst Academic Administration	3431	Health Academic Other	083500	Physical Education	221.47	-	-	-
1100	20120	Inst Academic Administration	3510	Unemployment Instructional	083500	Physical Education	11.08	-	-	-
1100	20120	Inst Academic Administration	3610	Workers Comp Instructional	083500	Physical Education	529.62	-	-	-
1100	20120	Inst Academic Administration	1120	Inst Faculty Overload	083510	Physical Fitness and Body Mvmt	6,641.15	-	-	-
1100	20120	Inst Academic Administration	1315	Inst Assoc. Faculty Teaching	083510	Physical Fitness and Body Mvmt	19,334.57	-	-	-
1100	20120	Inst Academic Administration	3110	STRS Instructional	083510	Physical Fitness and Body Mvmt	835.46	-	-	-
1100	20120	Inst Academic Administration	3310	FICA Instructional	083510	Physical Fitness and Body Mvmt	1,199.56	-	-	-
1100	20120	Inst Academic Administration	3330	Medicare Instructional	083510	Physical Fitness and Body Mvmt	376.77	-	-	-
1100	20120	Inst Academic Administration	3510	Unemployment Instructional	083510	Physical Fitness and Body Mvmt	13.00	-	-	-
1100	20120	Inst Academic Administration	3610	Workers Comp Instructional	083510	Physical Fitness and Body Mvmt	621.40	-	-	-
1100	20120	Inst Academic Administration	1315	Inst Assoc. Faculty Teaching	083520	Fitness Trainer	62,076.07	-	-	-
1100	20120	Inst Academic Administration	3110	STRS Instructional	083520	Fitness Trainer	2,322.32	-	-	-
1100	20120	Inst Academic Administration	3310	FICA Instructional	083520	Fitness Trainer	2,656.77	-	-	-
1100	20120	Inst Academic Administration	3330	Medicare Instructional	083520	Fitness Trainer	888.94	-	-	-
1100	20120	Inst Academic Administration	3431	Health Academic Other	083520	Fitness Trainer	559.33	-	-	-
1100	20120	Inst Academic Administration	3510	Unemployment Instructional	083520	Fitness Trainer	31.06	-	-	-
1100	20120	Inst Academic Administration	3610	Workers Comp Instructional	083520	Fitness Trainer	1,484.80	-	-	-
1100	20120	Inst Academic Administration	1315	Inst Assoc. Faculty Teaching	083550	Intercollegiate Athletics	29,118.16	-	-	-
1100	20120	Inst Academic Administration	3110	STRS Instructional	083550	Intercollegiate Athletics	241.43	-	-	-
1100	20120	Inst Academic Administration	3310	FICA Instructional	083550	Intercollegiate Athletics	1,687.15	-	-	-
1100	20120	Inst Academic Administration	3330	Medicare Instructional	083550	Intercollegiate Athletics	422.43	-	-	-
1100	20120	Inst Academic Administration	3510	Unemployment Instructional	083550	Intercollegiate Athletics	14.47	-	-	-
1100	20120	Inst Academic Administration	3610	Workers Comp Instructional	083550	Intercollegiate Athletics	696.50	-	-	-

UNRESTRICTED GENERAL FUND - 2017-18 PROPOSED FINAL BUDGET

Account Codes 1000 through 7000 - Sorted by Organization Code

Fund	Organization		Account Code	Account Title	Program Code	Program Title	2016 - 2017	2016 - 2017	2016 - 2017	2017 - 2018
	Code	Organization Title					Actual Expenses	Accounted Budget	Adopted Budget	Proposed Final Budget
							17A	17AB	17B	18B
				General - Unrestricted						
				General - Unrestricted - Food Services						
				General - Unrestricted - FR Residence Hall						
				1100						
				5200						
				1410						
1100	20120	Inst Academic Administration	1115	Inst Assoc. Faculty Teaching	083700	Health Education	2,991.81			
1100	20120	Inst Academic Administration	3310	FICA Instructional	083700	Health Education	178.31			
1100	20120	Inst Academic Administration	3330	Medicare Instructional	083700	Health Education	41.70			
1100	20120	Inst Academic Administration	3510	Unemployment Instructional	083700	Health Education	1.49			
1100	20120	Inst Academic Administration	3610	Workers Comp Instructional	083700	Health Education	71.56			
1100	20120	Inst Academic Administration	1120	Inst Faculty Overload	100200	Art (Painting; Drawing; and Sculpt)	3,067.55			
1100	20120	Inst Academic Administration	1125	Inst Faculty Other	100200	Art (Painting; Drawing; and Sculpt)	725.00			
1100	20120	Inst Academic Administration	1315	Inst Assoc. Faculty Teaching	100200	Art (Painting; Drawing; and Sculpt)	1,314.82			
1100	20120	Inst Academic Administration	3110	STRS Instructional	100200	Art (Painting; Drawing; and Sculpt)	477.12			
1100	20120	Inst Academic Administration	3310	FICA Instructional	100200	Art (Painting; Drawing; and Sculpt)	61.58			
1100	20120	Inst Academic Administration	3330	Medicare Instructional	100200	Art (Painting; Drawing; and Sculpt)	74.06			
1100	20120	Inst Academic Administration	3410	Health Instructional	100200	Art (Painting; Drawing; and Sculpt)	18.74			
1100	20120	Inst Academic Administration	3510	Unemployment Instructional	100200	Art (Painting; Drawing; and Sculpt)	2.58			
1100	20120	Inst Academic Administration	3610	Workers Comp Instructional	100200	Art (Painting; Drawing; and Sculpt)	122.19			
1100	20120	Inst Academic Administration	1315	Inst Assoc. Faculty Teaching	100210	Painting and Drawing	4,840.13			
1100	20120	Inst Academic Administration	3310	FICA Instructional	100210	Painting and Drawing	300.09			
1100	20120	Inst Academic Administration	3330	Medicare Instructional	100210	Painting and Drawing	70.18			
1100	20120	Inst Academic Administration	3510	Unemployment Instructional	100210	Painting and Drawing	2.41			
1100	20120	Inst Academic Administration	3610	Workers Comp Instructional	100210	Painting and Drawing	115.80			
1100	20120	Inst Academic Administration	1315	Inst Assoc. Faculty Teaching	100220	Sculpture	4,394.94			
1100	20120	Inst Academic Administration	3310	FICA Instructional	100220	Sculpture	272.49			
1100	20120	Inst Academic Administration	3330	Medicare Instructional	100220	Sculpture	63.73			
1100	20120	Inst Academic Administration	3510	Unemployment Instructional	100220	Sculpture	2.18			
1100	20120	Inst Academic Administration	3610	Workers Comp Instructional	100220	Sculpture	105.15			
1100	20120	Inst Academic Administration	1315	Inst Assoc. Faculty Teaching	100400	Music	2,530.77			
1100	20120	Inst Academic Administration	3110	STRS Instructional	100400	Music	318.39			
1100	20120	Inst Academic Administration	3330	Medicare Instructional	100400	Music	36.69			
1100	20120	Inst Academic Administration	3510	Unemployment Instructional	100400	Music	1.27			
1100	20120	Inst Academic Administration	3610	Workers Comp Instructional	100400	Music	60.54			
1100	20120	Inst Academic Administration	1315	Inst Assoc. Faculty Teaching	100600	Technical Theater	4,425.40			
1100	20120	Inst Academic Administration	3310	FICA Instructional	100600	Technical Theater	274.38			
1100	20120	Inst Academic Administration	3330	Medicare Instructional	100600	Technical Theater	64.16			
1100	20120	Inst Academic Administration	3510	Unemployment Instructional	100600	Technical Theater	2.23			
1100	20120	Inst Academic Administration	3610	Workers Comp Instructional	100600	Technical Theater	105.87			
1100	20120	Inst Academic Administration	1320	Inst Assoc. Faculty Teaching	100700	Dramatic Arts	12,738.32			
1100	20120	Inst Academic Administration	3310	FICA Instructional	100700	Dramatic Arts	88.92			
1100	20120	Inst Academic Administration	3330	Medicare Instructional	100700	Dramatic Arts	268.86			
1100	20120	Inst Academic Administration	3510	Unemployment Instructional	100700	Dramatic Arts	186.01			
1100	20120	Inst Academic Administration	3610	Workers Comp Instructional	100700	Dramatic Arts	6.41			
1100	20120	Inst Academic Administration			100700	Dramatic Arts	306.83			

UNRESTRICTED GENERAL FUND - 2017-18 PROPOSED FINAL BUDGET

Account Codes 1000 through 7000 - Sorted by Organization Code

Funds included:			2016 - 2017		2016 - 2017		2017 - 2018	
Organization Code	Organization Title	Account Code	Account Title	Actual Expenses	Accounted Budget	Adopted Budget	Proposed Final Budget	
Fund	Code	Code	Title	17A	17AB	17B	18B	
		1100	General - Unrestricted					
		5200	General - Unrestricted - Food Services					
		1410	General - Unrestricted - FR Residence Hall					
1100	20120	Inst Academic Administration	1315 Inst Assoc. Faculty Teaching	9,056.24				
1100	20120	Inst Academic Administration	3310 FICA Instructional	561.48				
1100	20120	Inst Academic Administration	3330 Medicare Instructional	131.32				
1100	20120	Inst Academic Administration	3510 Unemployment Instructional	4.59				
1100	20120	Inst Academic Administration	3610 Workers Comp Instructional	216.59				
1100	20120	Inst Academic Administration	1315 Inst Assoc. Faculty Teaching	56,797.19				
1100	20120	Inst Academic Administration	3110 STRS Instructional	2,324.64				
1100	20120	Inst Academic Administration	3310 FICA Instructional	2,365.61				
1100	20120	Inst Academic Administration	3330 Medicare Instructional	821.14				
1100	20120	Inst Academic Administration	3510 Unemployment Instructional	28.35				
1100	20120	Inst Academic Administration	3610 Workers Comp Instructional	1,354.38				
1100	20120	Inst Academic Administration	1315 Inst Assoc. Faculty Teaching	7,804.66				
1100	20120	Inst Academic Administration	3110 STRS Instructional	614.33				
1100	20120	Inst Academic Administration	3310 FICA Instructional	113.18				
1100	20120	Inst Academic Administration	3330 Medicare Instructional	3.91				
1100	20120	Inst Academic Administration	3510 Unemployment Instructional	186.68				
1100	20120	Inst Academic Administration	3610 Workers Comp Instructional	11,543.40				
1100	20120	Inst Academic Administration	1315 Inst Assoc. Faculty Teaching					
1100	20120	Inst Academic Administration	3110 STRS Instructional	820.20				
1100	20120	Inst Academic Administration	3310 FICA Instructional	311.43				
1100	20120	Inst Academic Administration	3330 Medicare Instructional	167.37				
1100	20120	Inst Academic Administration	3510 Unemployment Instructional	5.77				
1100	20120	Inst Academic Administration	3610 Workers Comp Instructional	276.12				
1100	20120	Inst Academic Administration	1315 Inst Assoc. Faculty Teaching	23,645.98				
1100	20120	Inst Academic Administration	3110 STRS Instructional	2,974.69				
1100	20120	Inst Academic Administration	3330 Medicare Instructional	342.87				
1100	20120	Inst Academic Administration	3510 Unemployment Instructional	11.84				
1100	20120	Inst Academic Administration	3610 Workers Comp Instructional	565.62				
1100	20120	Inst Academic Administration	1315 Inst Assoc. Faculty Teaching	16,467.80				
1100	20120	Inst Academic Administration	3110 STRS Instructional	2,071.68				
1100	20120	Inst Academic Administration	3330 Medicare Instructional	238.78				
1100	20120	Inst Academic Administration	3510 Unemployment Instructional	8.24				
1100	20120	Inst Academic Administration	3610 Workers Comp Instructional	393.90				
1100	20120	Inst Academic Administration	1315 Inst Assoc. Faculty Teaching	33,536.35				
1100	20120	Inst Academic Administration	3110 STRS Instructional	1,922.28				
1100	20120	Inst Academic Administration	3310 FICA Instructional	1,131.87				
1100	20120	Inst Academic Administration	3330 Medicare Instructional	486.28				
1100	20120	Inst Academic Administration	3510 Unemployment Instructional	16.77				
1100	20120	Inst Academic Administration	3610 Workers Comp Instructional	802.19				
1100	20120	Inst Academic Administration	1120 Inst Faculty Overload	1,443.78				

UNRESTRICTED GENERAL FUND - 2017-18 PROPOSED FINAL BUDGET

Account Codes 1000 through 7000 - Sorted by Organization Code

Fund	Organization Code	Organization Title	Account Code	Account Title	Program Code	Program Title	2016 - 2017	2016 - 2017	2016 - 2017	2017 - 2018
							Actual Expenses	Accounted Budget	Adopted Budget	Proposed Final Budget
							17A	17AB	17B	18B
				General - Unrestricted						
				General - Unrestricted - Food Services						
				General - Unrestricted - FR Residence Hall						
			1100							
			5200							
			1410							
1100	20120	Inst Academic Administration	1125	Inst Faculty Other	130500	Child Develop/Early Care and Ed	512.50			
1100	20120	Inst Academic Administration	1315	Inst Assoc. Faculty Teaching	130500	Child Develop/Early Care and Ed	16,046.12			
1100	20120	Inst Academic Administration	3110	STRS Instructional	130500	Child Develop/Early Care and Ed	246.10			
1100	20120	Inst Academic Administration	3310	FICA Instructional	130500	Child Develop/Early Care and Ed	841.09			
1100	20120	Inst Academic Administration	3330	Medicare Instructional	130500	Child Develop/Early Care and Ed	260.78			
1100	20120	Inst Academic Administration	3510	Unemployment Instructional	130500	Child Develop/Early Care and Ed	8.98			
1100	20120	Inst Academic Administration	3610	Workers Comp Instructional	130500	Child Develop/Early Care and Ed	430.08			
1100	20120	Inst Academic Administration	1315	Inst Assoc. Faculty Teaching	130540	Preschool Age Children	1,094.94			
1100	20120	Inst Academic Administration	3110	STRS Instructional	130540	Preschool Age Children	137.74			
1100	20120	Inst Academic Administration	3330	Medicare Instructional	130540	Preschool Age Children	15.88			
1100	20120	Inst Academic Administration	3510	Unemployment Instructional	130540	Preschool Age Children	0.54			
1100	20120	Inst Academic Administration	3610	Workers Comp Instructional	130540	Preschool Age Children	26.20			
1100	20120	Inst Academic Administration	1315	Inst Assoc. Faculty Teaching	130600	Nutrition; Foods; and Culinary Arts	35,034.30			
1100	20120	Inst Academic Administration	3110	STRS Instructional	130600	Nutrition; Foods; and Culinary Arts	361.85			
1100	20120	Inst Academic Administration	3310	FICA Instructional	130600	Nutrition; Foods; and Culinary Arts	1,872.37			
1100	20120	Inst Academic Administration	3330	Medicare Instructional	130600	Nutrition; Foods; and Culinary Arts	508.00			
1100	20120	Inst Academic Administration	3510	Unemployment Instructional	130600	Nutrition; Foods; and Culinary Arts	17.55			
1100	20120	Inst Academic Administration	3610	Workers Comp Instructional	130600	Nutrition; Foods; and Culinary Arts	838.05			
1100	20120	Inst Academic Administration	1315	Inst Assoc. Faculty Teaching	130600	Nutrition; Foods; and Culinary Arts	300.00			
1100	20120	Inst Academic Administration	3330	Medicare Instructional	130630	Culinary Arts	4.35			
1100	20120	Inst Academic Administration	3510	Unemployment Instructional	130630	Culinary Arts	0.16			
1100	20120	Inst Academic Administration	3610	Workers Comp Instructional	130630	Culinary Arts	7.19			
1100	20120	Inst Academic Administration	1120	Inst Faculty Overload	150100	English	10,305.54			
1100	20120	Inst Academic Administration	1125	Inst Faculty Other	150100	English	1,216.67			
1100	20120	Inst Academic Administration	1315	Inst Assoc. Faculty Teaching	150100	English	57,322.76			
1100	20120	Inst Academic Administration	3110	STRS Instructional	150100	English	4,632.47			
1100	20120	Inst Academic Administration	3131	STRS Academic Other	150100	English	226.44			
1100	20120	Inst Academic Administration	3310	FICA Instructional	150100	English	1,140.37			
1100	20120	Inst Academic Administration	3330	Medicare Instructional	150100	English	973.11			
1100	20120	Inst Academic Administration	3343	Medicare Academic Other	150100	English	26.09			
1100	20120	Inst Academic Administration	3531	Unemployment Acad. Other	150100	English	33.45			
1100	20120	Inst Academic Administration	3610	Workers Comp Instructional	150100	English	0.90			
1100	20120	Inst Academic Administration	3631	Workers Comp Academic Other	150100	English	1,604.74			
1100	20120	Inst Academic Administration	1315	Inst Assoc. Faculty Teaching	150600	Speech Communication	43.05			
1100	20120	Inst Academic Administration	3310	FICA Instructional	150600	Speech Communication	15,824.03			
1100	20120	Inst Academic Administration	3330	Medicare Instructional	150600	Speech Communication	469.36			
1100	20120	Inst Academic Administration	3510	Unemployment Instructional	150600	Speech Communication	229.53			
1100	20120	Inst Academic Administration	3610	Workers Comp Instructional	150600	Speech Communication	7.89			
1100	20120	Inst Academic Administration	1315	Inst Assoc. Faculty Teaching	150900	Philosophy	378.46			
1100	20120	Inst Academic Administration					11,376.21			

UNRESTRICTED GENERAL FUND - 2017-18 PROPOSED FINAL BUDGET

Account Codes 1000 through 7000 - Sorted by Organization Code

Funds included: 1100 General - Unrestricted
 5200 General - Unrestricted - Food Services
 1410 General - Unrestricted - FR Residence Hall

Fund	Organization Code	Organization Title	Account Code	Account Title	Program Code	Program Title	2016 - 2017	2016 - 2017	2016 - 2017	2017 - 2018
							Actual Expenses	Accounted Budget	Adopted Budget	Proposed Final Budget
							17A	17AB	17B	18B
1100	20120	Inst Academic Administration	3110	STRS Instructional	150900	Philosophy	1,431.13	-	-	-
1100	20120	Inst Academic Administration	3330	Medicare Instructional	150900	Philosophy	164.94	-	-	-
1100	20120	Inst Academic Administration	3510	Unemployment Instructional	150900	Philosophy	5.68	-	-	-
1100	20120	Inst Academic Administration	3610	Workers Comp Instructional	150900	Philosophy	272.13	-	-	-
1100	20120	Inst Academic Administration	1120	Inst Faculty Overload	170100	Mathematics; General	38,465.76	-	-	-
1100	20120	Inst Academic Administration	1125	Inst Faculty Other	170100	Mathematics; General	3,404.17	-	-	-
1100	20120	Inst Academic Administration	1315	Inst Assoc. Faculty Teaching	170100	Mathematics; General	14,190.00	-	-	-
1100	20120	Inst Academic Administration	3110	STRS Instructional	170100	Mathematics; General	6,486.43	-	-	-
1100	20120	Inst Academic Administration	3310	FICA Instructional	170100	Mathematics; General	278.91	-	-	-
1100	20120	Inst Academic Administration	3330	Medicare Instructional	170100	Mathematics; General	812.55	-	-	-
1100	20120	Inst Academic Administration	3510	Unemployment Instructional	170100	Mathematics; General	28.07	-	-	-
1100	20120	Inst Academic Administration	3610	Workers Comp Instructional	170100	Mathematics; General	1,340.31	-	-	-
1100	20120	Inst Academic Administration	1315	Inst Assoc. Faculty Teaching	191100	Astronomy	3,317.49	-	-	-
1100	20120	Inst Academic Administration	3310	FICA Instructional	191100	Astronomy	205.67	-	-	-
1100	20120	Inst Academic Administration	3330	Medicare Instructional	191100	Astronomy	48.10	-	-	-
1100	20120	Inst Academic Administration	3510	Unemployment Instructional	191100	Astronomy	1.65	-	-	-
1100	20120	Inst Academic Administration	3610	Workers Comp Instructional	191100	Astronomy	79.36	-	-	-
1100	20120	Inst Academic Administration	1125	Inst Faculty Other	191400	Geology	258.33	-	-	-
1100	20120	Inst Academic Administration	1315	Inst Assoc. Faculty Teaching	191400	Geology	4,434.11	-	-	-
1100	20120	Inst Academic Administration	3110	STRS Instructional	191400	Geology	590.33	-	-	-
1100	20120	Inst Academic Administration	3330	Medicare Instructional	191400	Geology	68.04	-	-	-
1100	20120	Inst Academic Administration	3510	Unemployment Instructional	191400	Geology	2.36	-	-	-
1100	20120	Inst Academic Administration	3610	Workers Comp Instructional	191400	Geology	112.25	-	-	-
1100	20120	Inst Academic Administration	1315	Inst Assoc. Faculty Teaching	200100	Psychology; General	21,247.77	-	-	-
1100	20120	Inst Academic Administration	3110	STRS Instructional	200100	Psychology; General	2,673.03	-	-	-
1100	20120	Inst Academic Administration	3330	Medicare Instructional	200100	Psychology; General	308.12	-	-	-
1100	20120	Inst Academic Administration	3510	Unemployment Instructional	200100	Psychology; General	10.62	-	-	-
1100	20120	Inst Academic Administration	3610	Workers Comp Instructional	200100	Psychology; General	508.28	-	-	-
1100	20120	Inst Academic Administration	1315	Inst Assoc. Faculty Teaching	210500	Administration of Justice	17,021.66	-	-	-
1100	20120	Inst Academic Administration	3110	STRS Instructional	210500	Administration of Justice	1,358.44	-	-	-
1100	20120	Inst Academic Administration	3310	FICA Instructional	210500	Administration of Justice	385.85	-	-	-
1100	20120	Inst Academic Administration	3330	Medicare Instructional	210500	Administration of Justice	246.81	-	-	-
1100	20120	Inst Academic Administration	3510	Unemployment Instructional	210500	Administration of Justice	8.52	-	-	-
1100	20120	Inst Academic Administration	3610	Workers Comp Instructional	210500	Administration of Justice	407.17	-	-	-
1100	20120	Inst Academic Administration	1315	Inst Assoc. Faculty Teaching	220200	Anthropology	14,422.95	-	-	-
1100	20120	Inst Academic Administration	3310	FICA Instructional	220200	Anthropology	894.22	-	-	-
1100	20120	Inst Academic Administration	3330	Medicare Instructional	220200	Anthropology	209.12	-	-	-
1100	20120	Inst Academic Administration	3510	Unemployment Instructional	220200	Anthropology	7.22	-	-	-
1100	20120	Inst Academic Administration	3610	Workers Comp Instructional	220200	Anthropology	345.01	-	-	-
1100	20120	Inst Academic Administration	1120	Inst Faculty Overload	220500	History	2,576.39	-	-	-

UNRESTRICTED GENERAL FUND - 2017-18 PROPOSED FINAL BUDGET

Account Codes 1000 through 7000 - Sorted by Organization Code

Fund	Organization Code	Organization Title	Account Code	Account Title	Program Code	Program Title	2016 - 2017	2016 - 2017	2016 - 2017	2017 - 2018
							Actual Expenses	Accounted Budget	Adopted Budget	Proposed Final Budget
							17A	17AB	17B	18B
				General - Unrestricted						
				General - Unrestricted - Food Services						
				General - Unrestricted - FR Residence Hall						
			1100							
			5200							
			1410							
1100	20120	Inst Academic Administration	1315	Inst Assoc. Faculty Teaching	220500	History	10,062.15			
1100	20120	Inst Academic Administration	3110	STRS Instructional	220500	History	1,589.94			
1100	20120	Inst Academic Administration	3330	Medicare Instructional	220500	History	183.27			
1100	20120	Inst Academic Administration	3510	Unemployment Instructional	220500	History	6.29			
1100	20120	Inst Academic Administration	3610	Workers Comp Instructional	220500	History	302.29			
1100	20120	Inst Academic Administration	1315	Inst Assoc. Faculty Teaching	220600	Geography	1,732.71			
1100	20120	Inst Academic Administration	3110	STRS Instructional	220600	Geography	217.97			
1100	20120	Inst Academic Administration	3330	Medicare Instructional	220600	Geography	25.12			
1100	20120	Inst Academic Administration	3510	Unemployment Instructional	220600	Geography	0.86			
1100	20120	Inst Academic Administration	3610	Workers Comp Instructional	220600	Geography	41.44			
1100	20120	Inst Academic Administration	1315	Inst Assoc. Faculty Teaching	220610	Geographic Information Systems	5,974.43			
1100	20120	Inst Academic Administration	3310	FICA Instructional	220610	Geographic Information Systems	370.51			
1100	20120	Inst Academic Administration	3330	Medicare Instructional	220610	Geographic Information Systems	86.65			
1100	20120	Inst Academic Administration	3510	Unemployment Instructional	220610	Geographic Information Systems	2.99			
1100	20120	Inst Academic Administration	3610	Workers Comp Instructional	220610	Geographic Information Systems	142.90			
1100	20120	Inst Academic Administration	1120	Inst Faculty Overload	220700	Political Science	2,557.35			
1100	20120	Inst Academic Administration	1125	Inst Faculty Other	220700	Political Science	125.00			
1100	20120	Inst Academic Administration	1315	Inst Assoc. Faculty Teaching	220700	Political Science	11,686.83			
1100	20120	Inst Academic Administration	3110	STRS Instructional	220700	Political Science	1,807.61			
1100	20120	Inst Academic Administration	3330	Medicare Instructional	220700	Political Science	208.36			
1100	20120	Inst Academic Administration	3510	Unemployment Instructional	220700	Political Science	7.20			
1100	20120	Inst Academic Administration	3610	Workers Comp Instructional	220700	Political Science	343.74			
1100	20120	Inst Academic Administration	1315	Inst Assoc. Faculty Teaching	220800	Sociology	3,827.64			
1100	20120	Inst Academic Administration	1320	Inst Assoc. Faculty Substitute	220800	Sociology	60.63			
1100	20120	Inst Academic Administration	3110	STRS Instructional	220800	Sociology	489.14			
1100	20120	Inst Academic Administration	3330	Medicare Instructional	220800	Sociology	56.37			
1100	20120	Inst Academic Administration	3510	Unemployment Instructional	220800	Sociology	1.95			
1100	20120	Inst Academic Administration	3610	Workers Comp Instructional	220800	Sociology	92.99			
1100	20120	Inst Academic Administration	1315	Inst Assoc. Faculty Teaching	493009	Supervised Tutoring	42,713.01			
1100	20120	Inst Academic Administration	3110	STRS Instructional	493009	Supervised Tutoring	1,593.29			
1100	20120	Inst Academic Administration	3330	FICA Instructional	493009	Supervised Tutoring	1,862.92			
1100	20120	Inst Academic Administration	3330	Medicare Instructional	493009	Supervised Tutoring	619.30			
1100	20120	Inst Academic Administration	3431	Health Academic Other	493009	Supervised Tutoring	216.00			
1100	20120	Inst Academic Administration	3510	Unemployment Instructional	493009	Supervised Tutoring	21.40			
1100	20120	Inst Academic Administration	3610	Workers Comp Instructional	493009	Supervised Tutoring	1,021.63			
1100	20120	Inst Academic Administration	1315	Inst Assoc. Faculty Teaching	493010	Career Guidance and Orientation	11,680.07			
1100	20120	Inst Academic Administration	3310	FICA Instructional	493010	Career Guidance and Orientation	725.05			
1100	20120	Inst Academic Administration	3330	Medicare Instructional	493010	Career Guidance and Orientation	169.58			
1100	20120	Inst Academic Administration	3510	Unemployment Instructional	493010	Career Guidance and Orientation	5.80			
1100	20120	Inst Academic Administration	3610	Workers Comp Instructional	493010	Career Guidance and Orientation	279.38			

UNRESTRICTED GENERAL FUND - 2017-18 PROPOSED FINAL BUDGET

Account Codes 1000 through 7000 - Sorted by Organization Code

Funds included: 1100 General - Unrestricted
 5200 General - Unrestricted - Food Services
 1410 General - Unrestricted - FR Residence Hall

Fund	Organization Code	Organization Title	Account Code	Account Title	2016 - 2017		2016 - 2017		2016 - 2017		Proposed Final Budget
					Actual Expenses	17A	Accounted Budget	17AB	Adopted Budget	17B	
1100	20121	Intercollegiate Athletics Playoffs	5101	Student Travel Expenses	19,148.57		24,706				
1100	20121	Intercollegiate Athletics Playoffs	5920	Student Meals	6,668.00		7,000				
	20121 Total				\$ 30,651.97	\$	38,511	\$	-	\$	-
1100	21150	VT Administration of Justice	4310	Instructional Supplies	-		500		500		500
1100	21150	VT Administration of Justice	4325	Non-Instructional Supplies	-		100		100		100
	21150 Total				\$ -	\$	600	\$	600	\$	600
1100	21200	VT Agriculture	4310	Instructional Supplies	15,250.34		15,363		13,392		13,392
1100	21200	VT Agriculture	5101	Student Travel Expenses	364.00		364		316		316
1100	21200	VT Agriculture	5999	Other Operating Expenses	-		-		2,019		2,019
	21200 Total				\$ 15,614.34	\$	15,727	\$	15,727	\$	15,727
1100	21250	VT Child Development Instruction	3000	Payroll Benefits	-		-		390		390
1100	21250	VT Child Development Instruction	4310	Instructional Supplies	276.03		400		400		400
1100	21250	VT Child Development Instruction	5020	Dues and Memberships	100.00		150		150		150
1100	21250	VT Child Development Instruction	5100	Employee Travel Expenses	190.20		485		485		485
1100	21250	VT Child Development Instruction	5905	Events and Programs	34.60		390		390		390
	21250 Total				\$ 600.83	\$	1,425	\$	1,425	\$	1,425
1100	21350	VT Environmental Studies	2125	Short Term Sub / Hrly Temp	-		-		865		865
1100	21350	VT Environmental Studies	3000	Payroll Benefits	-		-		329		329
1100	21350	VT Environmental Studies	4310	Instructional Supplies	144.03		308		308		308
1100	21350	VT Environmental Studies	4325	Non-Instructional Supplies	289.73		132		132		132
1100	21350	VT Environmental Studies	5050	Consultants & Contracts	-		60		60		60
1100	21350	VT Environmental Studies	5075	Repairs - Equipment	687.75		1,017		1,017		1,017
1100	21350	VT Environmental Studies	5100	Employee Travel Expenses	1,715.04		1,557		363		729
1100	21350	VT Environmental Studies	5101	Student Travel Expenses	1,932.00		1,745		1,745		1,745
1100	21350	VT Environmental Studies	5905	Events and Programs	169.79		200		200		200
	21350 Total				\$ 4,938.34	\$	5,019	\$	5,019	\$	5,385
1100	21400	VT Health Occupations	4310	Instructional Supplies	613.80		686		1,600		1,600
1100	21400	VT Health Occupations	4325	Non-Instructional Supplies	-		100		100		100
1100	21400	VT Health Occupations	5020	Dues and Memberships	-		340		340		340
1100	21400	VT Health Occupations	5050	Consultants & Contracts	-		864		864		864
1100	21400	VT Health Occupations	5100	Employee Travel Expenses	-		366		366		366
1100	21400	VT Health Occupations	5905	Events and Programs	2,990.11		914		275		275
	21400 Total				\$ 3,603.91	\$	3,545	\$	3,545	\$	3,179
1100	21500	VT Office Occupations	4310	Instructional Supplies	-		500		500		500
1100	21500	VT Office Occupations	4325	Non-Instructional Supplies	-		250		250		250
1100	21500	VT Office Occupations	5075	Repairs - Equipment	-		100		100		100
1100	21500	VT Office Occupations	5100	Employee Travel Expenses	-		100		100		100
	21500 Total				\$ -	\$	950	\$	950	\$	950
1100	21550	VT Recreation Leadership	2210	Instructional Aides; Salary	21,470.00		21,470		21,470		26,166

UNRESTRICTED GENERAL FUND - 2017-18 PROPOSED FINAL BUDGET

Account Codes 1000 through 7000 - Sorted by Organization Code

Funds included:			2016 - 2017	2016 - 2017	2016 - 2017	2017 - 2018			
Organization Code	Organization Title	Account Code	Account Title	Program Code	Program Title	Actual Expenses	Accounted Budget	Adopted Budget	Proposed Final Budget
Fund	Code	Code	Code	Code	Code	17A	17AB	17B	18B
1100	21550	3321	FICA Classified Other	011510	Parks and Outdoor Recreation	1,331.14	-	-	-
1100	21550	3341	Medicare Classified Other	011510	Parks and Outdoor Recreation	311.31	-	-	-
1100	21550	3521	Unemployment Classified Other	011510	Parks and Outdoor Recreation	10.77	-	-	-
1100	21550	3621	Workers Comp Classified Other	011510	Parks and Outdoor Recreation	513.57	-	-	-
1100	21550	4310	Instructional Supplies	011510	Parks and Outdoor Recreation	990.87	991	1,000	1,000
1100	21550	4325	Non-Instructional Supplies	011510	Parks and Outdoor Recreation	3,158.21	3,169	3,100	3,100
1100	21550	5073	Other Rents and Leases	011510	Parks and Outdoor Recreation	100.00	100	641	641
1100	21550	5100	Employee Travel Expenses	011510	Parks and Outdoor Recreation	986.08	986	2,000	2,000
1100	21550	5101	Student Travel Expenses	011510	Parks and Outdoor Recreation	5,209.62	6,000	6,000	6,000
1100	21550	5905	Events and Programs	011510	Parks and Outdoor Recreation	1,494.66	1,495	-	-
	21550 Total					\$ 35,576.23	\$ 34,211	\$ 34,211	\$ 38,907
1100	22010	4310	Instructional Supplies	041000	Anatomy and Physiology	799.90	1,380	1,500	1,500
1100	22010	5100	Employee Travel Expenses	041000	Anatomy and Physiology	130.40	120	-	-
1100	22010	5101	Student Travel Expenses	041000	Anatomy and Physiology	-	-	-	-
	22010 Total					\$ 930.30	\$ 1,500	\$ 1,500	\$ 1,900
1100	22020	4310	Instructional Supplies	220200	Anthropology	-	-	-	-
1100	22030	2125	Short Term Sub / Hrly Temp	100200	Art (Painting; Drawing; and Sculpt)	-	-	-	-
1100	22030	3000	Payroll Benefits	100200	Art (Painting; Drawing; and Sculpt)	-	-	-	-
1100	22030	3321	FICA Classified Other	100200	Art (Painting; Drawing; and Sculpt)	3.48	-	-	-
1100	22030	3521	Unemployment Classified Other	100200	Art (Painting; Drawing; and Sculpt)	0.12	-	-	-
1100	22030	3621	Workers Comp Classified Other	100200	Art (Painting; Drawing; and Sculpt)	5.74	-	-	-
1100	22030	4310	Instructional Supplies	100200	Art (Painting; Drawing; and Sculpt)	462.59	800	1,200	1,200
1100	22030	4325	Non-Instructional Supplies	100200	Art (Painting; Drawing; and Sculpt)	1,044.85	1,500	500	500
1100	22030	5101	Student Travel Expenses	100200	Art (Painting; Drawing; and Sculpt)	1,262.42	1,400	-	-
1100	22030	5905	Events and Programs	100200	Art (Painting; Drawing; and Sculpt)	442.98	900	400	400
	22030 Total					\$ 3,477.06	\$ 5,820	\$ 5,820	\$ 5,820
1100	22040	4310	Instructional Supplies	040100	Biology; General	2,792.26	2,945	3,045	3,045
1100	22040	4325	Non-Instructional Supplies	040100	Biology; General	375.38	500	100	100
1100	22040	5101	Student Travel Expenses	040100	Biology; General	-	-	300	300
1100	22040	5905	Events and Programs	040100	Biology; General	199.08	-	-	-
	22040 Total					\$ 3,366.72	\$ 3,445	\$ 3,445	\$ 3,445
1100	22050	4310	Instructional Supplies	190500	Chemistry; General	400.53	-	-	-
1100	22050	4325	Non-Instructional Supplies	190500	Chemistry; General	-	665	665	665
1100	22050	5050	Consultants & Contracts	190500	Chemistry; General	3,000.00	3,000	3,000	3,000
1100	22050	6410	Instructional Equipment	190500	Chemistry; General	-	1,642	1,642	1,642
	22050 Total					\$ 3,400.53	\$ 5,307	\$ 5,307	\$ 5,307
1100	22060	2125	Short Term Sub / Hrly Temp	100700	Dramatic Arts	2,300.00	2,500	1,500	1,500
1100	22060	2335	Non-Inst Student	100700	Dramatic Arts	-	-	300	300

UNRESTRICTED GENERAL FUND - 2017-18 PROPOSED FINAL BUDGET

Account Codes 1000 through 7000 - Sorted by Organization Code

Funds included: 1100 General - Unrestricted
 5200 General - Unrestricted - Food Services
 1410 General - Unrestricted - FR Residence Hall

Fund	Organization		Account Code	Account Title	Program Code	Program Title	2016 - 2017		2016 - 2017		2017 - 2018	
	Code	Organization Title					Actual Expenses	Accounted Budget	Adopted Budget	Proposed Final Budget		
							17A	17AB	17B	18B		
1100	22060	LAS Drama/Spring	3321	FICA Classified Other	100700	Dramatic Arts	142.60	-	-	-	-	-
1100	22060	LAS Drama/Spring	3341	Medicare Classified Other	100700	Dramatic Arts	33.35	-	-	-	-	-
1100	22060	LAS Drama/Spring	3521	Unemployment Classified Other	100700	Dramatic Arts	1.15	-	-	-	-	-
1100	22060	LAS Drama/Spring	3621	Workers Comp Classified Other	100700	Dramatic Arts	55.02	-	-	-	-	-
1100	22060	LAS Drama/Spring	4310	Instructional Supplies	100700	Dramatic Arts	1,035.36	1,214	2,650	2,650	2,650	2,650
1100	22060	LAS Drama/Spring	4325	Non-Instructional Supplies	100700	Dramatic Arts	95.75	100	100	100	100	100
1100	22060	LAS Drama/Spring	5070	Facilities Leases and Rentals	100700	Dramatic Arts	3,000.00	3,000	1,500	1,500	1,500	1,500
1100	22060	LAS Drama/Spring	5073	Other Rents and Leases	100700	Dramatic Arts	1,834.50	1,866	2,300	2,300	2,300	2,300
1100	22060	LAS Drama/Spring	5100	Employee Travel Expenses	100700	Dramatic Arts	-	31	31	31	31	31
1100	22060	LAS Drama/Spring	5101	Student Travel Expenses	100700	Dramatic Arts	-	-	330	330	330	330
1100	22060	LAS Drama/Spring	5940	Publishing Services	100700	Dramatic Arts	300.30	400	400	400	400	400
1100	22060	Total					8,798.03	9,111	9,111	9,111	9,111	9,111
1100	22070	LAS English	1120	Inst Faculty Overload	150100	English	-	3,000	3,000	3,000	3,000	3,000
1100	22070	LAS English	4325	Non-Instructional Supplies	150100	English	32.06	60	60	60	60	60
1100	22070	LAS English	5905	Events and Programs	150100	English	-	175	175	175	175	175
1100	22070	LAS English	5940	Publishing Services	150100	English	-	200	200	200	200	200
1100	22070	Total					32.06	3,435	3,435	3,435	3,435	3,435
1100	22080	LAS Geology	4310	Instructional Supplies	191400	Geology	-	80	80	80	80	80
1100	22080	LAS Geology	5101	Student Travel Expenses	191400	Geology	35.20	150	150	150	150	150
1100	22080	Total					35.20	230	230	230	230	230
1100	22090	LAS History	4325	Non-Instructional Supplies	220500	History	-	140	140	140	140	140
1100	22090	Total					1,000.04	-	-	-	-	-
1100	22110	LAS Photography	4310	Instructional Supplies	100200	Art (Painting, Drawing; and Sculpt)	(513.94)	400	400	400	400	400
1100	22110	LAS Photography	4310	Instructional Supplies	101100	Photography	-	-	-	-	-	-
1100	22110	LAS Photography	7616	Student Supplies	101100	Photography	(36.25)	-	-	-	-	-
1100	22110	Total					449.85	400	400	400	400	400
1100	22120	LAS Physics	4325	Non-Instructional Supplies	190200	Physics; General	40.74	100	100	100	100	100
1100	22120	Total					40.74	100	100	100	100	100
1100	22130	LAS Political Science	4310	Instructional Supplies	220700	Political Science	-	10	10	10	10	10
1100	22130	LAS Political Science	4325	Non-Instructional Supplies	220700	Political Science	-	100	100	100	100	100
1100	22130	LAS Political Science	5905	Events and Programs	220700	Political Science	-	1,190	1,190	1,190	1,190	1,190
1100	22130	Total					1,190	1,300	1,300	1,300	1,300	1,300
1100	22500	Bachelor's Degree Equine Industry	4310	Instructional Supplies	010100	Agriculture Technology and Sciences	12,098.35	12,227	7,800	7,800	7,800	7,800
1100	22500	Bachelor's Degree Equine Industry	5020	Dues and Memberships	010100	Agriculture Technology and Sciences	140.00	140	140	140	140	140
1100	22500	Bachelor's Degree Equine Industry	5050	Consultants & Contracts	010100	Agriculture Technology and Sciences	70.00	70	5,200	5,200	5,200	5,200
1100	22500	Bachelor's Degree Equine Industry	5073	Other Rents and Leases	010100	Agriculture Technology and Sciences	1,971.00	1,971	7,400	7,400	7,400	7,400
1100	22500	Bachelor's Degree Equine Industry	5100	Employee Travel Expenses	010100	Agriculture Technology and Sciences	5,742.99	5,744	-	-	-	-
1100	22500	Bachelor's Degree Equine Industry	5101	Student Travel Expenses	010100	Agriculture Technology and Sciences	3,165.52	3,166	-	-	-	-
1100	22500	Bachelor's Degree Equine Industry	5905	Events and Programs	010100	Agriculture Technology and Sciences	500.00	500	-	-	-	-
1100	22500	Bachelor's Degree Equine Industry	5940	Publishing Services	010100	Agriculture Technology and Sciences	1,909.42	1,910	2,600	2,600	2,600	2,600

UNRESTRICTED GENERAL FUND - 2017-18 PROPOSED FINAL BUDGET

Account Codes 1000 through 7000 - Sorted by Organization Code

Fund	Organization Code	Organization Title	Account Code	Account Title	2016 - 2017		2016 - 2017		2017 - 2018	
					Actual Expenses	Accounted Budget	Adopted Budget	Proposed Final Budget		
					17A	17AB	17B	17B	18B	
				General - Unrestricted						
				General - Unrestricted - Food Services						
				General - Unrestricted - FR Residence Hall						
	1100	22500 Bachelor's Degree Equine Industry	6410	Instructional Equipment	3,818.00	5,712	8,300	8,300	8,300	
	22500	Total			29,415.28	31,440	31,440	31,440	31,440	
1100	25100	Animal Science	2410	Instructional Aides; Temp	-	-	-	-	-	
1100	25100	Animal Science	3000	Payroll Benefits	348.20	-	-	-	-	
1100	25100	Animal Science	3321	FICA Classified Other	81.43	-	-	-	-	
1100	25100	Animal Science	3341	Medicare Classified Other	2.81	-	-	-	-	
1100	25100	Animal Science	3521	Unemployment Classified Other	134.33	-	-	-	-	
1100	25100	Animal Science	3621	Workers Comp Classified Other	116,032.26	-	-	-	-	
1100	25100	Animal Science	4310	Instructional Supplies	5,619.34	5,619	883	883	883	
1100	25100	Animal Science	4325	Non-Instructional Supplies	200.00	200	280	280	280	
1100	25100	Animal Science	5020	Dues and Memberships	47,808.30	47,996	37,107	37,107	37,107	
1100	25100	Animal Science	5050	Consultants & Contracts	1,000.00	1,000	1,000	1,000	1,000	
1100	25100	Animal Science	5073	Other Rents and Leases	510.22	511	930	930	930	
1100	25100	Animal Science	5101	Student Travel Expenses	60.00	60	100	100	100	
1100	25100	Animal Science	5940	Publishing Services	8,964.00	8,964	8,964	8,964	8,964	
1100	25100	Animal Science	5999	Other Operating Expenses	9,016.51	9,017	-	-	-	
1100	25100	Animal Science	6415	Non-Instructional Equipment	195,393.40	195,604	195,604	195,604	195,604	
1100	25510	Rodeo	1240	Non-Inst Certificated Other	12,500.00	12,500	31,500	31,500	31,500	
1100	25510	Rodeo	1215	Short Term Sub / Hrly Temp	16,500.00	19,000	-	-	-	
1100	25510	Rodeo	3000	Payroll Benefits	-	4,786	4,786	4,786	4,786	
1100	25510	Rodeo	3310	FICA Instructional	775.00	-	-	-	-	
1100	25510	Rodeo	3321	FICA Classified Other	1,023.00	-	-	-	-	
1100	25510	Rodeo	3330	Medicare Instructional	181.25	-	-	-	-	
1100	25510	Rodeo	3341	Medicare Classified Other	239.25	-	-	-	-	
1100	25510	Rodeo	3510	Unemployment Instructional	6.30	-	-	-	-	
1100	25510	Rodeo	3521	Unemployment Classified Other	8.26	-	-	-	-	
1100	25510	Rodeo	3610	Workers Comp Instructional	299.00	-	-	-	-	
1100	25510	Rodeo	3621	Workers Comp Classified Other	394.67	-	-	-	-	
1100	25510	Rodeo	4310	Instructional Supplies	69,013.31	69,017	60,651	60,651	60,651	
1100	25510	Rodeo	5031	Liability Insurance	7,840.00	7,840	14,210	14,210	14,210	
1100	25510	Rodeo	5050	Consultants & Contracts	445.28	454	-	-	-	
1100	25510	Rodeo	5073	Other Rents and Leases	19,710.00	19,710	11,300	11,300	11,300	
1100	25510	Rodeo	5100	Employee Travel Expenses	3,295.78	3,435	6,973	6,973	6,973	
1100	25510	Rodeo	5101	Student Travel Expenses	33,126.43	33,854	55,932	55,932	55,932	
1100	25510	Rodeo	5905	Events and Programs	19,306.00	19,306	14,250	14,250	14,250	
1100	25510	Rodeo	5940	Publishing Services	2,000.00	2,001	2,001	2,001	2,001	
1100	25510	Rodeo	6120	Site Improvements	7,120.00	7,120	7,120	7,120	7,120	
1100	25510	Rodeo	6410	Instructional Equipment	10,189.07	9,700	-	-	-	
1100	25510	Rodeo	7910	Contingency Appropriation	-	-	-	-	18,000	

UNRESTRICTED GENERAL FUND - 2017-18 PROPOSED FINAL BUDGET

Account Codes 1000 through 7000 - Sorted by Organization Code

Fund	Organization Code	Organization Title	Account Code	Account Title	Program Code	Program Title	2016 - 2017	2016 - 2017	2016 - 2017	2016 - 2017	2017 - 2018
							Actual Expenses	Accounted Budget	Adopted Budget	Final Budget	
							17A	17AB	17B	17B	18B
				General - Unrestricted							
				General - Unrestricted - Food Services							
				General - Unrestricted - FR Residence Hall							
	1100	1100									
	5200	1100	1240	Non-inst Certificated Other	080100	Education;General (PreProfessional)	203,972.60	208,723	208,723	208,723	226,723
	1410	26100	2340	Classified Overtime	080100	Education;General (PreProfessional)	15,000.04	15,000	15,000	15,000	15,000
		26100	3000	Payroll Benefits	080100	Education;General (PreProfessional)	-	600	600	600	600
		26100	3330	Medicare Instructional	080100	Education;General (PreProfessional)	-	4,190	4,190	4,190	4,190
		26100	3510	Unemployment Instructional	080100	Education;General (PreProfessional)	217.50	-	-	-	-
		26100	3610	Workers Comp Instructional	080100	Education;General (PreProfessional)	7.50	-	-	-	-
		26100	4325	Non-Instructional Supplies	080100	Education;General (PreProfessional)	1,352.76	1,450	800	800	800
		26100	5050	Consultants & Contracts	080100	Education;General (PreProfessional)	678,425.22	807,171	382,371	548,293	548,293
		26100	5100	Employee Travel Expenses	080100	Education;General (PreProfessional)	3,173.00	3,600	4,000	4,000	4,000
		26100	5905	Events and Programs	080100	Education;General (PreProfessional)	-	-	250	250	250
		26100					698,534.79	832,011	407,211	573,133	573,133
	1100	26200	4325	Non-Instructional Supplies	080100	Education;General (PreProfessional)	-	792	792	792	792
	1100	26200	5050	Consultants & Contracts	080100	Education;General (PreProfessional)	71,895.00	71,895	65,815	66,841	66,841
	1100	26200	5100	Employee Travel Expenses	080100	Education;General (PreProfessional)	-	2,500	2,500	2,500	2,500
		26200					71,895.00	75,187	69,107	70,133	70,133
	1100	26300	5050	Consultants & Contracts	011510	Parks and Outdoor Recreation	48,589.50	52,940	43,500	43,500	43,500
	1100	26400	5050	Consultants & Contracts	493082	Eng Second Language&"Elementary	48,589.50	52,940	43,500	43,500	43,500
		26400					48,589.50	52,940	43,500	43,500	43,500
	1100	26500	5050	Consultants & Contracts	100400	Music	-	-	157,500	-	-
	1100	26600	5050	Consultants & Contracts	213300	Fire Technology	7,559.62	7,560	15,000	15,000	15,000
	1100	28010	4310	Instructional Supplies	611000	Learning Center	7,793.76	45,000	45,000	45,000	45,000
	1100	29010	4325	Non-instructional Supplies	083510	Physical Fitness and Body Mvmt	7,793.76	45,000	45,000	45,000	45,000
	1100	29010	6415	Non-instructional Equipment	083510	Physical Fitness and Body Mvmt	-	100	100	100	100
	1100	30115	4325	Non-Instructional Supplies	644000	Health Services	3,936.52	3,937	5,000	5,000	5,000
	1100	30115	5050	Consultants & Contracts	644000	Health Services	1,106.25	1,108	-	-	-
	1100	30125	4325	Non-Instructional Supplies	663000	Recruitment	5,042.77	5,045	5,000	5,000	5,000
	1100	30125	5070	Dues and Memberships	663000	Recruitment	-	750	750	750	750
	1100	30125	5070	Facilities Leases and Rentals	663000	Recruitment	25,000.00	25,000	25,000	25,000	25,000
	1100	30125	5100	Employee Travel Expenses	663000	Recruitment	25,000.00	25,750	25,750	25,750	25,750
	1100	30125	5905	Events and Programs	663000	Recruitment	3,649.80	3,770	2,012	2,012	2,012
		30125					45.00	45	575	575	575
		30125					1,905.00	2,255	2,996	2,996	2,996
		30125					7,896.22	8,860	9,160	9,160	9,160
		30125					545.17	546	733	733	733
		30130	4325	Non-instructional Supplies	696000	Student and Co-curricular Activity	14,041.19	15,476	15,476	15,476	15,476
		30130	5050	Consultants & Contracts	696000	Student and Co-curricular Activity	571.05	1,200	1,200	1,200	1,200
		30130					-	-	1,050	1,050	1,050

UNRESTRICTED GENERAL FUND - 2017-18 PROPOSED FINAL BUDGET

Account Codes 1000 through 7000 - Sorted by Organization Code

Funds included:			2016 - 2017	2016 - 2017	2016 - 2017	2017 - 2018
Fund	Organization Code	Organization Title	Actual Expenses	Accounted Budget	Adopted Budget	Proposed Final Budget
			17A	17AB	17B	18B
		General - Unrestricted				
		General - Unrestricted - Food Services				
		General - Unrestricted - FR Residence Hall				
	1100					
	5200					
	1410					
		Account				
		Code				
		Account Title				
		Program				
		Code				
		Program Title				
1100	30130	Student Activities	118.80	250	-	-
1100	30130	Student Activities	965.20	1,300	500	500
1100	30130	Student Activities	2,955.94	3,812	3,812	3,812
	30130 Total		\$ 4,610.99	\$ 6,562	\$ 6,562	\$ 6,562
1100	30140	College Work Study	\$ 3,493.00	\$ -	\$ -	\$ -
1100	30140	College Work Study	83.55	-	-	-
1100	30140	College Work Study	157,226.05	181,383	181,383	194,725
1100	30140	College Work Study	438.40	-	-	-
1100	30140	College Work Study	320.00	-	-	-
1100	30140	College Work Study	-	5,212	5,212	5,212
1100	30140	College Work Study	3,778.99	-	-	-
	30140 Total		\$ 165,339.99	\$ 186,595	\$ 186,595	\$ 199,937
1100	30141	Student Affairs	\$ 301.48	\$ 780	\$ 1,120	\$ 1,120
1100	30141	Student Affairs	4,200.00	4,200	4,200	6,200
1100	30141	Student Affairs	15,790.00	23,337	23,337	21,337
1100	30141	Student Affairs	1,618.61	1,622	1,282	1,282
	30141 Total		\$ 21,910.09	\$ 29,939	\$ 29,939	\$ 29,939
1100	30181	TRIO/Tal S. Y2 Assoc Account	\$ 9,500.00	\$ 11,650	\$ 11,650	\$ 12,000
	30181 Total		\$ 9,500.00	\$ 11,650	\$ 11,650	\$ 12,000
1100	30240	Federal Work Study	\$ 623.12	\$ -	\$ -	\$ -
	30240 Total		\$ 623.12	\$ -	\$ -	\$ -
1100	30310	Admissions and Records	-	590	590	590
1100	30310	Admissions and Records	2,823.44	2,940	2,940	2,940
1100	30310	Admissions and Records	200.00	200	200	200
1100	30310	Admissions and Records	1,319.18	1,320	1,300	1,300
1100	30310	Admissions and Records	-	300	300	300
1100	30310	Admissions and Records	-	655	675	675
1100	30310	Admissions and Records	713.00	713	713	713
	30310 Total		\$ 5,055.62	\$ 6,718	\$ 6,718	\$ 6,718
1100	30410	Library/AV	\$ 1,240.00	\$ 1,240	\$ 1,240	\$ 1,240
1100	30410	Library/AV	-	380	380	380
1100	30410	Library/AV	76.88	-	-	-
1100	30410	Library/AV	17.98	-	-	-
1100	30410	Library/AV	0.63	-	-	-
1100	30410	Library/AV	29.67	-	-	-
1100	30410	Library/AV	983.24	1,025	1,025	1,025
1100	30410	Library/AV	7,875.43	8,000	8,000	8,000
1100	30410	Library/AV	150.00	150	150	150
1100	30410	Library/AV	43,890.38	44,000	44,000	44,000
1100	30410	Library/AV	-	325	325	325

UNRESTRICTED GENERAL FUND - 2017-18 PROPOSED FINAL BUDGET

Account Codes 1000 through 7000 - Sorted by Organization Code

Funds included: 1100 General - Unrestricted
 5200 General - Unrestricted - Food Services
 1410 General - Unrestricted - FR Residence Hall

Fund	Organization		Account Code	Account Title	Program Code	Program Title	2016 - 2017	2016 - 2017	2016 - 2017	2017 - 2018
	Code	Organization Title					Actual Expenses	Accounted Budget	Adopted Budget	Proposed Final Budget
							17A	17AB	17B	18B
1100	30410	Library/AV	6300	Library Books	612000	Library	7,400.09	7,500	7,500	7,500
1100	30410	Library/AV	6310	Library Non-Print Media	612000	Library	2,054.34	2,000	2,000	2,000
1100	30410	Library/AV	2335	Non-Inst Student	645000	Student Personnel Administration	360.00	-	-	-
1100	30410	Library/AV	3621	Workers Comp Classified Other	645000	Student Personnel Administration	8.61	-	-	-
	30410	Total					64,087.25	64,620	64,620	64,620
1100	30541	TRIO SSS Y4 Associate Account	5050	Consultants & Contracts	649200	TRIO Student Services	\$ 12,112.00	\$ 12,380	\$ 12,380	\$ 12,380
	30541	Total					12,112.00	12,380	12,380	12,380
1100	30841	TRIO UB Y2 Associate Account	5050	Consultants & Contracts	649200	TRIO Student Services	\$ 12,231.00	\$ 12,500	\$ 12,500	\$ 12,875
	30841	Total					12,231.00	12,500	12,500	12,875
1410	35000	Feather River Residence Halls	2110	Classified Administration Salary	697000	Student Housing	\$ 69,010.87	\$ 72,525	\$ 72,525	\$ 73,941
1410	35000	Feather River Residence Halls	2120	Classified Salary	697000	Student Housing	117,108.00	117,108	117,108	119,383
1410	35000	Feather River Residence Halls	2125	Short Term Sub / Hrly Temp	697000	Student Housing	35,831.27	-	-	-
1410	35000	Feather River Residence Halls	2310	Classified Administration Temp	697000	Student Housing	1,000.00	-	-	-
1410	35000	Feather River Residence Halls	2335	Non-Inst Student	697000	Student Housing	9,974.25	-	-	-
1410	35000	Feather River Residence Halls	2340	Classified Overtime	697000	Student Housing	152.83	-	-	-
1410	35000	Feather River Residence Halls	3000	Payroll Benefits	697000	Student Housing	-	64,556	64,556	64,556
1410	35000	Feather River Residence Halls	3220	PERS Classified Admin	697000	Student Housing	9,584.20	-	-	-
1410	35000	Feather River Residence Halls	3221	PERS Classified Other	697000	Student Housing	16,979.62	-	-	-
1410	35000	Feather River Residence Halls	3320	FICA Classified Admin	697000	Student Housing	4,268.01	-	-	-
1410	35000	Feather River Residence Halls	3321	FICA Classified Other	697000	Student Housing	9,561.34	-	-	-
1410	35000	Feather River Residence Halls	3340	Medicare Classified Admin	697000	Student Housing	998.22	-	-	-
1410	35000	Feather River Residence Halls	3420	Health Classified Admin	697000	Student Housing	2,236.09	-	-	-
1410	35000	Feather River Residence Halls	3421	Health Classified Other	697000	Student Housing	21,179.91	-	-	-
1410	35000	Feather River Residence Halls	3520	Unemployment Classified Admin	697000	Student Housing	34,998.16	-	-	-
1410	35000	Feather River Residence Halls	3521	Unemployment Classified Other	697000	Student Housing	34.54	-	-	-
1410	35000	Feather River Residence Halls	3620	Workers Comp Classified Admin	697000	Student Housing	76.91	-	-	-
1410	35000	Feather River Residence Halls	3621	Workers Comp Classified Other	697000	Student Housing	1,650.80	-	-	-
1410	35000	Feather River Residence Halls	5999	Other Operating Expenses	697000	Student Housing	3,924.52	-	-	-
	35000	Total					338,569.54	329,189	329,189	332,880
1100	36300	Meadow Apt. Student Housing	2120	Classified Salary	697000	Student Housing	\$ 47,172.00	\$ 47,172	\$ 47,172	\$ 50,304
1100	36300	Meadow Apt. Student Housing	2125	Short Term Sub / Hrly Temp	697000	Student Housing	7,484.24	7,500	7,500	7,500
1100	36300	Meadow Apt. Student Housing	2340	Classified Overtime	697000	Student Housing	77.41	-	-	-
1100	36300	Meadow Apt. Student Housing	3000	Payroll Benefits	697000	Student Housing	-	18,000	18,000	18,000
1100	36300	Meadow Apt. Student Housing	3221	PERS Classified Other	697000	Student Housing	6,551.28	-	-	-
1100	36300	Meadow Apt. Student Housing	3341	Medicare Classified Other	697000	Student Housing	3,394.95	-	-	-
1100	36300	Meadow Apt. Student Housing	3421	Health Classified Other	697000	Student Housing	793.95	-	-	-
1100	36300	Meadow Apt. Student Housing	3521	Unemployment Classified Other	697000	Student Housing	15,893.98	-	-	-
1100	36300	Meadow Apt. Student Housing	3621	Workers Comp Classified Other	697000	Student Housing	27.46	-	-	-
1100	36300	Meadow Apt. Student Housing			697000	Student Housing	1,309.27	-	-	-

UNRESTRICTED GENERAL FUND - 2017-18 PROPOSED FINAL BUDGET

Account Codes 1000 through 7000 - Sorted by Organization Code

Fund	Organization Code	Organization Title	Account Code	Account Title	Program Code	Program Title	2016 - 2017		2016 - 2017		2017 - 2018	
							Actual Expenses	Accounted Budget	Adopted Budget	Final Budget		
							17A	17AB	17B	18B		
				General - Unrestricted								
				General - Unrestricted - Food Services								
				General - Unrestricted - FR Residence Hall								
			1100									
			5200									
			1410									
1100	36300	Meadow Apt. Student Housing	5050	Consultants & Contracts	697000	Student Housing	3,128.78	3,200	3,200		3,200	
1100	36300	Meadow Apt. Student Housing	5070	Facilities Leases and Rentals	697000	Student Housing	30,000.00	30,000				
1100	36300	Meadow Apt. Student Housing	5074	Repairs - Building	697000	Student Housing	20,094.46	29,707	27,800		23,750	
1100	36300	Meadow Apt. Student Housing	5110	Propane and Heating Oil	697000	Student Housing	4,867.76	5,080	3,430		4,430	
1100	36300	Meadow Apt. Student Housing	5111	Light and Power	697000	Student Housing	7,732.10	7,750	5,700		7,700	
1100	36300	Meadow Apt. Student Housing	5114	Sewer Use	697000	Student Housing	7,517.37	8,000	8,000		7,500	
1100	36300	Meadow Apt. Student Housing	5115	Garbage and Trash	697000	Student Housing	2,524.56	2,525	2,000		3,550	
1100	36300	Meadow Apt. Student Housing	7200	Intrafund Transfers Out	697000	Student Housing			30,000		30,000	
	36300 Total						\$ 158,569.57	\$ 158,994	\$ 152,802	\$	155,934	\$
1100	36500	Plumas Pines Operations Budget	2120	Classified Salary	697000	Student Housing	\$ 48,354.00	\$ 48,354	\$	\$	52,788	
1100	36500	Plumas Pines Operations Budget	2125	Short Term Sub / Hrvy Temp	697000	Student Housing	7,500.00	7,500	7,500		7,500	
1100	36500	Plumas Pines Operations Budget	3000	Payroll Benefits	697000	Student Housing		26,480	26,480		26,480	
1100	36500	Plumas Pines Operations Budget	3221	PERS Classified Other	697000	Student Housing	6,715.44					
1100	36500	Plumas Pines Operations Budget	3321	FICA Classified Other	697000	Student Housing	3,470.15					
1100	36500	Plumas Pines Operations Budget	3341	Medicare Classified Other	697000	Student Housing	811.57					
1100	36500	Plumas Pines Operations Budget	3421	Health Classified Other	697000	Student Housing	15,896.44					
1100	36500	Plumas Pines Operations Budget	3521	Unemployment Classified Other	697000	Student Housing	27.93					
1100	36500	Plumas Pines Operations Budget	3621	Workers Comp Classified Other	697000	Student Housing	1,336.01					
1100	36500	Plumas Pines Operations Budget	5050	Consultants & Contracts	697000	Student Housing	1,475.00	1,500	1,500		1,500	
1100	36500	Plumas Pines Operations Budget	5110	Propane and Heating Oil	697000	Student Housing	1,034.09	1,500	5,000		5,000	
1100	36500	Plumas Pines Operations Budget	5114	Light and Power	697000	Student Housing	3,079.20	3,300	20,500		20,500	
1100	36500	Plumas Pines Operations Budget	5114	Sewer Use	697000	Student Housing	2,300.16	2,500	12,500		12,500	
1100	36500	Plumas Pines Operations Budget	5115	Garbage and Trash	697000	Student Housing	8,503.63	9,800	5,000		5,000	
1100	36500	Plumas Pines Operations Budget	5999	Other Operating Expenses	697000	Student Housing	3,805.45	9,400	4,500		4,500	
1100	36500	Plumas Pines Operations Budget	6120	Site Improvements	697000	Student Housing	7,495.79	7,500	7,500		7,500	
1100	36500	Plumas Pines Operations Budget	6220	Building Improvements	697000	Student Housing	25,933.96	26,000	5,000		5,000	
	36500 Total						\$ 137,738.82	\$ 143,834	\$ 95,480	\$	148,268	\$
1100	40010	Fiscal Operations	2120	Classified Salary	649000	Miscellaneous Student Services	\$ 2,478.00	\$	\$			
1100	40010	Fiscal Operations	3221	PERS Classified Other	649000	Miscellaneous Student Services	344.13					
1100	40010	Fiscal Operations	3321	FICA Classified Other	649000	Miscellaneous Student Services	109.86					
1100	40010	Fiscal Operations	3341	Medicare Classified Other	649000	Miscellaneous Student Services	25.70					
1100	40010	Fiscal Operations	3421	Health Classified Other	649000	Miscellaneous Student Services	715.43					
1100	40010	Fiscal Operations	3521	Unemployment Classified Other	649000	Miscellaneous Student Services	1.23					
1100	40010	Fiscal Operations	3621	Workers Comp Classified Other	649000	Miscellaneous Student Services	59.28					
1100	40010	Fiscal Operations	1240	Non-Inst Certificated Other	672000	Fiscal Operations						12,000
1100	40010	Fiscal Operations	2125	Short Term Sub / Hrvy Temp	672000	Fiscal Operations		2,000				
1100	40010	Fiscal Operations	3000	Payroll Benefits	672000	Fiscal Operations		300				
1100	40010	Fiscal Operations	3210	PERS Instructional	672000	Fiscal Operations	350.00	350	350		350	
1100	40010	Fiscal Operations	3521	Unemployment Classified Other	672000	Fiscal Operations	(351.00)					
1100	40010	Fiscal Operations	4325	Non-Instructional Supplies	672000	Fiscal Operations	5,014.19	7,491	7,491		7,491	

UNRESTRICTED GENERAL FUND - 2017-18 PROPOSED FINAL BUDGET

Account Codes 1000 through 7000 - Sorted by Organization Code

Funds included:			2016 - 2017	2016 - 2017	2016 - 2017	2017 - 2018
Fund	Organization Code	Organization Title	Actual Expenses	Accounted Budget	Adopted Budget	Proposed Final Budget
		Account Code	17A	17AB	17B	18B
		General - Unrestricted				
		General - Unrestricted - Food Services				
		General - Unrestricted - FR Residence Hall				
	1100					
	5200					
	1410					
1100	40010	Fiscal Operations		150	150	150
1100	40010	Fiscal Operations	140,482.00	149,764	149,764	155,264
1100	40010	Fiscal Operations	90,621.00	95,000	95,000	95,000
1100	40010	Fiscal Operations	6,750.00	28,806	28,806	28,806
1100	40010	Fiscal Operations	61,539.00	61,539	-	-
1100	40010	Fiscal Operations	36,289.01	45,875	45,875	45,875
1100	40010	Fiscal Operations	21,122.34	31,540	31,540	31,540
1100	40010	Fiscal Operations	1,397.07	3,260	3,260	3,260
1100	40010	Fiscal Operations	3,796.00	3,775	3,775	3,775
1100	40010	Fiscal Operations	99,572.00	96,430	96,430	96,430
1100	40010	Fiscal Operations	2,566.22	3,800	3,800	3,800
1100	40010	Fiscal Operations	-	6,000	6,000	6,000
1100	40010	Fiscal Operations	175.00	-	-	-
1100	40010	Fiscal Operations	(18,254.39)	-	-	-
1100	40010	Fiscal Operations	220.00	320	320	320
1100	40010	Fiscal Operations	666.50	1,435	1,435	1,435
1100	40010	Fiscal Operations	156,721.77	1,100	1,100	1,100
1100	40010	Fiscal Operations	(3,312.00)	20,800	20,800	20,800
1100	40010	Fiscal Operations	(21.64)	1,000	1,000	1,000
1100	40010	Fiscal Operations	101,146.02	116,011	101,011	118,919
1100	40010	Fiscal Operations	11,216.42	11,217	11,217	11,217
1100	40010	Fiscal Operations	31,122.87	-	-	-
1100	40010	Fiscal Operations	247,700.00	247,700	250,000	250,000
1100	40010	Fiscal Operations	-	7,545	7,545	7,545
1100	40010	Fiscal Operations	-	-	-	2,000
1100	40010	Fiscal Operations	-	20,020	20,020	20,020
1100	40010	Fiscal Operations	15,000.00	15,000	-	-
1100	40010	Fiscal Operations	12,963.24	2,000	2,000	-
1100	40010	Fiscal Operations	\$ 1,028,225.25	\$ 980,228	\$ 888,689	\$ 924,097
1100	40011	A & R CC Processing Charges	\$ 37,431.70	\$ 42,110	\$ 42,110	\$ 42,110
1100	40020	Audit Resolution	\$ 37,431.70	\$ 42,110	\$ 42,110	\$ 42,110
1100	40070	Duplicating Services	\$ 78,200.00	\$ 72,250	\$ 72,250	\$ 72,250
1100	40070	Duplicating Services	\$ 78,200.00	\$ 72,250	\$ 72,250	\$ 72,250
1100	40070	Duplicating Services	\$ 9,755.51	\$ 19,230	\$ 19,230	\$ 19,230
1100	40070	Duplicating Services	\$ 14,331.00	\$ 34,369	\$ 34,369	\$ 34,369
1100	40070	Duplicating Services	\$ 20,895.24	\$ 19,860	\$ 19,860	\$ 19,860
1100	40070	Duplicating Services	\$ 44,981.75	\$ 73,459	\$ 73,459	\$ 73,459
5200	40080	Food Services	\$ 627.50	\$ -	\$ -	\$ -
5200	40080	Food Services	15.01	-	-	-
5200	40080	Food Services	282.32	-	-	-
6000						
6000						

UNRESTRICTED GENERAL FUND - 2017-18 PROPOSED FINAL BUDGET

Account Codes 1000 through 7000 - Sorted by Organization Code

Funds included: 1100 General - Unrestricted
 5200 General - Unrestricted - Food Services
 1410 General - Unrestricted - FR Residence Hall

Fund	Organization Code	Organization Title	Account Code	Account Title	Program Code	Program Title	2016 - 2017			2017 - 2018	
							Actual Expenses	Accounted Budget	Adopted Budget	Proposed Budget	Final Budget
							17A	17AB	17B	18B	
5200	40080	Food Services	2110	Classified Administration Salary	694000	Food Services	50,982.00	50,982	50,982	52,288	
5200	40080	Food Services	2125	Short-Term Sub / Hry Temp	694000	Food Services	3,047.50	3,900	12,000	12,000	
5200	40080	Food Services	2310	Classified Administration Temp	694000	Food Services	5,789.25	5,500	-	-	
5200	40080	Food Services	2335	Non-Inst Student	694000	Food Services	31,760.78	31,600	29,600	29,600	
5200	40080	Food Services	2340	Classified Overtime	694000	Food Services	547.50	600	-	-	
5200	40080	Food Services	3000	Payroll Benefits	694000	Food Services	-	31,396	31,396	31,396	
5200	40080	Food Services	3220	PERS Classified Admin	694000	Food Services	7,080.40	-	-	-	
5200	40080	Food Services	3320	FICA Classified Admin	694000	Food Services	2,907.40	-	-	-	
5200	40080	Food Services	3321	FICA Classified Other	694000	Food Services	581.36	-	-	-	
5200	40080	Food Services	3340	Medicare Classified Admin	694000	Food Services	679.96	-	-	-	
5200	40080	Food Services	3341	Medicare Classified Other	694000	Food Services	135.96	-	-	-	
5200	40080	Food Services	3420	Health Classified Admin	694000	Food Services	13,656.60	-	-	-	
5200	40080	Food Services	3520	Unemployment Classified Admin	694000	Food Services	23.40	-	-	-	
5200	40080	Food Services	3521	Unemployment Classified Other	694000	Food Services	4.69	-	-	-	
5200	40080	Food Services	3620	Workers Comp Classified Admin	694000	Food Services	1,117.50	-	-	-	
5200	40080	Food Services	3621	Workers Comp Classified Other	694000	Food Services	984.22	-	-	-	
1100	40080	Food Services	4325	Non-Instructional Supplies	694000	Food Services	85.60	-	-	-	
5200	40080	Food Services	4325	Non-Instructional Supplies	694000	Food Services	70,019.65	99,221	99,221	99,221	
5200	40080	Food Services	5020	Dues and Memberships	694000	Food Services	294.00	269	269	269	
5200	40080	Food Services	5050	Consultants & Contracts	694000	Food Services	1,900.00	-	-	-	
5200	40080	Food Services	5075	Repairs - Equipment	694000	Food Services	-	1,700	1,700	1,700	
5200	40080	Food Services	5100	Employee Travel Expenses	694000	Food Services	279.58	300	300	300	
5200	40080	Food Services	5905	Events and Programs	694000	Food Services	60.00	-	-	-	
5200	40080	Food Services	5999	Other Operating Expenses	694000	Food Services	500.00	-	-	-	
5200	40080	Food Services	6415	Non-Instructional Equipment	694000	Food Services	-	2,420	2,420	2,420	
40080	Total						\$ 193,362.18	\$ 227,888	\$ 227,888	\$ 229,194	
1100	40210	DSPS Special Class Revenues	7200	Intrafund Transfers Out	642000	DSPS	\$ -	\$ 6,000	\$ 6,000	\$ 6,000	
40230	Total						\$ -	\$ 6,000	\$ 6,000	\$ 6,000	
1100	40230	Child Care Match	7335	Child Development Center TO	731000	Transfers	\$ -	\$ -	\$ -	\$ -	
40230	Total						\$ -	\$ -	\$ -	\$ -	
1100	42010	Utilities	5110	Propane and Heating Oil	657000	Utilities	\$ 54,965.00	\$ 58,965	\$ 58,965	\$ 58,965	
1100	42010	Utilities	5111	Light and Power	657000	Utilities	\$ 22,807.29	\$ 35,184	\$ 35,184	\$ 35,184	
1100	42010	Utilities	5112	Telephone	657000	Utilities	\$ 341,084.14	\$ 324,840	\$ 324,840	\$ 329,500	
1100	42010	Utilities	5114	Sewer Use	657000	Utilities	\$ 15,402.33	\$ 14,150	\$ 14,150	\$ 14,150	
1100	42010	Utilities	5115	Garbage and Trash	657000	Utilities	\$ 50,864.41	\$ 51,500	\$ 51,500	\$ 51,500	
42010	Total						\$ 16,931.06	\$ 21,740	\$ 21,740	\$ 21,740	
1100	47100	Athletics	2110	Classified Administration Salary	083500	Physical Education	\$ 447,089.23	\$ 447,414	\$ 447,414	\$ 452,074	
1100	47100	Athletics	2120	Classified Salary	083500	Physical Education	\$ 145,098.00	\$ 145,098	\$ 145,098	\$ 152,967	
1100	47100	Athletics	2340	Classified Overtime	083500	Physical Education	\$ 87,599.97	\$ 86,915	\$ 86,915	\$ 88,508	
1100	47100	Athletics	3220	PERS Classified Admin	083500	Physical Education	\$ 1,721.73	\$ -	\$ -	\$ -	
47100	Total						\$ 20,151.12	\$ -	\$ -	\$ -	

UNRESTRICTED GENERAL FUND - 2017-18 PROPOSED FINAL BUDGET

Account Codes 1000 through 7000 - Sorted by Organization Code

Funds included:

- 1100 General - Unrestricted
- 5200 General - Unrestricted - Food Services
- 1410 General - Unrestricted - FR Residence Hall

2017 - 2018

Proposed Final Budget

2016 - 2017

Accounted Budget

Actual Expenses

17A

17AB

17B

18B

Fund	Organization Code	Organization Title	Account Code	Account Title	Program Code	Program Title	2016 - 2017 Actual Expenses	2016 - 2017 Accounted Budget	2016 - 2017 Adopted Budget	2017 - 2018 Proposed Final Budget
							17A	17AB	17B	18B
			3221	PERS Classified Other	083500	Physical Education	12,165.78			
1100	47100	Athletics	3320	FICA Classified Admin	083500	Physical Education	9,014.31			
1100	47100	Athletics	3321	FICA Classified Other	083500	Physical Education	5,430.66			
1100	47100	Athletics	3340	Medicare Classified Admin	083500	Physical Education	2,108.22			
1100	47100	Athletics	3341	Medicare Classified Other	083500	Physical Education	1,270.10			
1100	47100	Athletics	3420	Health Classified Admin	083500	Physical Education	31,883.09			
1100	47100	Athletics	3421	Health Classified Other	083500	Physical Education	27,296.95			
1100	47100	Athletics	3520	Unemployment Classified Admin	083500	Physical Education	72.46			
1100	47100	Athletics	3521	Unemployment Classified Other	083500	Physical Education	44.67			
1100	47100	Athletics	3620	Workers Comp Classified Admin	083500	Physical Education	3,470.76			
1100	47100	Athletics	3621	Workers Comp Classified Other	083500	Physical Education	2,136.60			
	47100 Total						\$ 349,464.42	\$ 232,013	\$ 232,013	\$ 241,475
			1110	Inst Faculty Salary	130500	Child Develop/Early Care and Ed	\$ 70,666.00	\$ 77,733	\$ 77,733	\$ 74,968
1100	47150	Child Development	3110	STRS Instructional	130500	Child Develop/Early Care and Ed	8,889.80			
1100	47150	Child Development	3330	Medicare Instructional	130500	Child Develop/Early Care and Ed	1,028.30			
1100	47150	Child Development	3410	Health Instructional	130500	Child Develop/Early Care and Ed	14,315.99			
1100	47150	Child Development	3510	Unemployment Instructional	130500	Child Develop/Early Care and Ed	35.30			
1100	47150	Child Development	3610	Workers Comp Instructional	130500	Child Develop/Early Care and Ed	1,690.33			
	47150 Total						\$ 96,625.72	\$ 77,733	\$ 77,733	\$ 74,968
			1110	Inst Faculty Salary	030200	Environmental Studies	\$ 68,379.10	\$ 68,819	\$ 68,819	\$ 76,254
1100	47200	Ecology/Natural Resources	3110	STRS Instructional	030200	Environmental Studies	8,602.06			
1100	47200	Ecology/Natural Resources	3330	Medicare Instructional	030200	Environmental Studies	992.07			
1100	47200	Ecology/Natural Resources	3410	Health Instructional	030200	Environmental Studies	15,922.20			
1100	47200	Ecology/Natural Resources	3510	Unemployment Instructional	030200	Environmental Studies	34.20			
1100	47200	Ecology/Natural Resources	3610	Workers Comp Instructional	030200	Environmental Studies	1,635.62			
	47200 Total						\$ 95,565.25	\$ 68,819	\$ 68,819	\$ 76,254
			2110	Classified Administration Salary	679700	Institutional Research	\$ 64,285.97	\$ 75,453	\$ 75,453	\$ 82,964
1100	47250	Institutional Research	3220	PERS Classified Admin	679700	Institutional Research	8,928.12			
1100	47250	Institutional Research	3320	FICA Classified Admin	679700	Institutional Research	3,755.82			
1100	47250	Institutional Research	3340	Medicare Classified Admin	679700	Institutional Research	878.33			
1100	47250	Institutional Research	3420	Health Classified Admin	679700	Institutional Research	13,582.94			
1100	47250	Institutional Research	3520	Unemployment Classified Admin	679700	Institutional Research	30.12			
1100	47250	Institutional Research	3620	Workers Comp Classified Admin	679700	Institutional Research	1,443.86			
	47250 Total						\$ 92,905.16	\$ 75,453	\$ 75,453	\$ 82,964
			1240	Non-Inst Certificated Other	100700	Dramatic Arts	\$ 2,000.00	\$ 1,750	\$ 1,750	\$ 1,750
1100	47400	Pers Academic Administration	3330	Medicare Instructional	100700	Dramatic Arts	29.00			
1100	47400	Pers Academic Administration	3510	Unemployment Instructional	100700	Dramatic Arts	1.00			
1100	47400	Pers Academic Administration	3610	Workers Comp Instructional	100700	Dramatic Arts	47.85			
1100	47400	Pers Academic Administration	1210	Non-Inst Academic Admin Salary	601000	Academic Administration	130,238.08	130,056	130,056	133,595
1100	47400	Pers Academic Administration	1240	Non-Inst Certificated Other	601000	Academic Administration	51,595.93	66,050	66,050	66,050

UNRESTRICTED GENERAL FUND - 2017-18 PROPOSED FINAL BUDGET

Account Codes 1000 through 7000 - Sorted by Organization Code

Funds included:
 1100 General - Unrestricted
 5200 General - Unrestricted - Food Services
 1410 General - Unrestricted - FR Residence Hall

Fund	Organization Code	Organization Title	Account Code	Account Title	Program Code	Program Title	2016 - 2017 Actual Expenses	2016 - 2017 Accounted Budget	2016 - 2017 Adopted Budget	2017 - 2018 Proposed Final Budget
							17A	17AB	17B	18B
1100	47400	Pers Academic Administration	2120	Classified Salary	601000	Academic Administration	107,422.33	107,438	107,438	109,082
1100	47400	Pers Academic Administration	3110	STRS Instructional	601000	Academic Administration	6,428.17	-	-	-
1100	47400	Pers Academic Administration	3130	STRS Academic Admin	601000	Academic Administration	16,383.96	-	-	-
1100	47400	Pers Academic Administration	3221	PERS Classified Other	601000	Academic Administration	14,918.75	-	-	-
1100	47400	Pers Academic Administration	3310	FICA Instructional	601000	Academic Administration	31.06	-	-	-
1100	47400	Pers Academic Administration	3321	FICA Classified Other	601000	Academic Administration	6,405.39	-	-	-
1100	47400	Pers Academic Administration	3330	Medicare Instructional	601000	Academic Administration	741.58	-	-	-
1100	47400	Pers Academic Administration	3341	Medicare Classified Other	601000	Academic Administration	1,498.02	-	-	-
1100	47400	Pers Academic Administration	3342	Medicare Academic Admin	601000	Academic Administration	1,889.17	-	-	-
1100	47400	Pers Academic Administration	3421	Health Classified Other	601000	Academic Administration	31,814.92	-	-	-
1100	47400	Pers Academic Administration	3430	Health Academic Admin	601000	Academic Administration	15,770.29	-	-	-
1100	47400	Pers Academic Administration	3510	Unemployment Instructional	601000	Academic Administration	25.48	-	-	-
1100	47400	Pers Academic Administration	3521	Unemployment Classified Other	601000	Academic Administration	51.60	-	-	-
1100	47400	Pers Academic Administration	3530	Unemployment Acad. Admin	601000	Academic Administration	65.15	-	-	-
1100	47400	Pers Academic Administration	3610	Workers Comp Instructional	601000	Academic Administration	1,222.29	-	-	-
1100	47400	Pers Academic Administration	3621	Workers Comp Classified Other	601000	Academic Administration	2,465.21	-	-	-
1100	47400	Pers Academic Administration	3630	Workers Comp Acad Admin	601000	Academic Administration	3,094.89	-	-	-
	47400 Total						\$ 394,143.52	\$ 305,294	\$ 305,294	\$ 310,477
1100	47450	Pers Admissions and Records	2110	Classified Administration Salary	621000	Admissions and Records	68,144.56	75,605	75,605	79,514
1100	47450	Pers Admissions and Records	2120	Classified Salary	621000	Admissions and Records	110,731.20	120,898	120,898	110,047
1100	47450	Pers Admissions and Records	2125	Short Term Sub / Hrly Temp	621000	Admissions and Records	6,700.00	-	-	-
1100	47450	Pers Admissions and Records	3220	PERS Classified Admin	621000	Admissions and Records	9,463.88	-	-	-
1100	47450	Pers Admissions and Records	3221	PERS Classified Other	621000	Admissions and Records	15,378.45	-	-	-
1100	47450	Pers Admissions and Records	3320	FICA Classified Admin	621000	Admissions and Records	3,981.78	-	-	-
1100	47450	Pers Admissions and Records	3321	FICA Classified Other	621000	Admissions and Records	7,227.56	-	-	-
1100	47450	Pers Admissions and Records	3340	Medicare Classified Admin	621000	Admissions and Records	931.20	-	-	-
1100	47450	Pers Admissions and Records	3341	Medicare Classified Other	621000	Admissions and Records	1,690.31	-	-	-
1100	47450	Pers Admissions and Records	3420	Health Classified Admin	621000	Admissions and Records	14,369.22	-	-	-
1100	47450	Pers Admissions and Records	3421	Health Classified Other	621000	Admissions and Records	36,844.23	-	-	-
1100	47450	Pers Admissions and Records	3520	Unemployment Classified Admin	621000	Admissions and Records	32.08	-	-	-
1100	47450	Pers Admissions and Records	3521	Unemployment Classified Other	621000	Admissions and Records	58.64	-	-	-
1100	47450	Pers Admissions and Records	3620	Workers Comp Classified Admin	621000	Admissions and Records	1,530.60	-	-	-
1100	47450	Pers Admissions and Records	3621	Workers Comp Classified Other	621000	Admissions and Records	2,809.03	-	-	-
	47450 Total						\$ 279,892.74	\$ 196,503	\$ 196,503	\$ 189,561
1100	47500	Pers Agriculture	1110	Inst Faculty Salary	010100	Agriculture Technology and Sciences	282,008.03	357,229	357,229	371,998
1100	47500	Pers Agriculture	3110	STRS Instructional	010100	Agriculture Technology and Sciences	35,034.42	-	-	-
1100	47500	Pers Agriculture	3210	PERS Instructional	010100	Agriculture Technology and Sciences	488.04	-	-	-
1100	47500	Pers Agriculture	3310	FICA Instructional	010100	Agriculture Technology and Sciences	194.54	-	-	-
1100	47500	Pers Agriculture	3330	Medicare Instructional	010100	Agriculture Technology and Sciences	4,019.36	-	-	-
1100	47500	Pers Agriculture	3410	Health Instructional	010100	Agriculture Technology and Sciences	48,980.47	-	-	-

UNRESTRICTED GENERAL FUND - 2017-18 PROPOSED FINAL BUDGET

Account Codes 1000 through 7000 - Sorted by Organization Code

Funds included:			2016 - 2017		2016 - 2017		2016 - 2017		2017 - 2018	
Fund	Organization Code	Organization Title	Account Code	Account Title	Program Code	Program Title	Actual Expenses	Accounted Budget	Adopted Budget	Proposed Final Budget
							17A	17AB	17B	18B
			1100	General - Unrestricted						
			5200	General - Unrestricted - Food Services						
			1410	General - Unrestricted - FR Residence Hall						
1100	47500	Pers Agriculture	3510	Unemployment Instructional	010100	Agriculture Technology and Sciences	138.59	-	-	-
1100	47500	Pers Agriculture	3610	Workers Comp Instructional	010100	Agriculture Technology and Sciences	6,626.68	-	-	-
	47500	Total					\$ 377,490.13	\$ 357,229	\$ 357,229	\$ 371,998
1100	47550	Pers Animal Science	2210	Instructional Aides; Salary	010240	Equine Science	\$ 54,898.70	\$ 52,428	\$ 52,428	\$ 58,548
1100	47550	Pers Animal Science	2340	Classified Overtime	010240	Equine Science	314.87	-	-	-
1100	47550	Pers Animal Science	3221	PERS Classified Other	010240	Equine Science	7,624.40	-	-	-
1100	47550	Pers Animal Science	3321	FICA Classified Other	010240	Equine Science	3,424.71	-	-	-
1100	47550	Pers Animal Science	3341	Medicare Classified Other	010240	Equine Science	800.95	-	-	-
1100	47550	Pers Animal Science	3421	Health Classified Other	010240	Equine Science	15,907.68	-	-	-
1100	47550	Pers Animal Science	3521	Unemployment Classified Other	010240	Equine Science	27.58	-	-	-
1100	47550	Pers Animal Science	3621	Workers Comp Classified Other	010240	Equine Science	1,320.68	-	-	-
	47550	Total					\$ 84,319.57	\$ 52,428	\$ 52,428	\$ 58,548
1100	47600	Pers Arts	1110	Inst Faculty Salary	100200	Art (Painting; Drawing; and Sculpt)	\$ 63,758.00	\$ 63,758	\$ 63,758	\$ 67,830
1100	47600	Pers Arts	3110	STRS Instructional	100200	Art (Painting; Drawing; and Sculpt)	8,020.80	-	-	-
1100	47600	Pers Arts	3330	Medicare Instructional	100200	Art (Painting; Drawing; and Sculpt)	925.04	-	-	-
1100	47600	Pers Arts	3410	Health Instructional	100200	Art (Painting; Drawing; and Sculpt)	15,897.46	-	-	-
1100	47600	Pers Arts	3510	Unemployment Instructional	100200	Art (Painting; Drawing; and Sculpt)	31.90	-	-	-
1100	47600	Pers Arts	3610	Workers Comp Instructional	100200	Art (Painting; Drawing; and Sculpt)	1,525.06	-	-	-
	47600	Total					\$ 90,158.26	\$ 63,758	\$ 63,758	\$ 67,830
1100	47650	Pers Biology General	1110	Inst Faculty Salary	040100	Biology; General	\$ 93,487.00	\$ 93,487	\$ 93,487	\$ 96,485
1100	47650	Pers Biology General	3110	STRS Instructional	040100	Biology; General	11,760.60	-	-	-
1100	47650	Pers Biology General	3330	Medicare Instructional	040100	Biology; General	1,357.22	-	-	-
1100	47650	Pers Biology General	3410	Health Instructional	040100	Biology; General	15,922.20	-	-	-
1100	47650	Pers Biology General	3510	Unemployment Instructional	040100	Biology; General	46.71	-	-	-
1100	47650	Pers Biology General	3610	Workers Comp Instructional	040100	Biology; General	2,236.19	-	-	-
	47650	Total					\$ 124,809.92	\$ 93,487	\$ 93,487	\$ 96,485
1100	47700	Pers Business General	1110	Inst Faculty Salary	050100	Business and Commerce; General	\$ 70,666.00	\$ 70,666	\$ 70,666	\$ 74,968
1100	47700	Pers Business General	3110	STRS Instructional	050100	Business and Commerce; General	8,889.78	-	-	-
1100	47700	Pers Business General	3330	Medicare Instructional	050100	Business and Commerce; General	1,025.63	-	-	-
1100	47700	Pers Business General	3410	Health Instructional	050100	Business and Commerce; General	5,581.17	-	-	-
1100	47700	Pers Business General	3510	Unemployment Instructional	050100	Business and Commerce; General	35.34	-	-	-
1100	47700	Pers Business General	3610	Workers Comp Instructional	050100	Business and Commerce; General	1,690.31	-	-	-
	47700	Total					\$ 87,888.23	\$ 70,666	\$ 70,666	\$ 74,968
1100	47900	Pers Counseling General	2120	Classified Salary	631000	Counseling and Guidance	\$ 79,346.67	\$ 88,316	\$ 88,316	\$ 97,169
1100	47900	Pers Counseling General	3221	PERS Classified Other	631000	Counseling and Guidance	11,019.67	-	-	-
1100	47900	Pers Counseling General	3321	FICA Classified Other	631000	Counseling and Guidance	4,685.87	-	-	-
1100	47900	Pers Counseling General	3341	Medicare Classified Other	631000	Counseling and Guidance	1,095.89	-	-	-
1100	47900	Pers Counseling General	3421	Health Classified Other	631000	Counseling and Guidance	25,794.49	-	-	-
1100	47900	Pers Counseling General	3521	Unemployment Classified Other	631000	Counseling and Guidance	37.74	-	-	-
1100	47900	Pers Counseling General	3621	Workers Comp Classified Other	631000	Counseling and Guidance	1,806.98	-	-	-

UNRESTRICTED GENERAL FUND - 2017-18 PROPOSED FINAL BUDGET

Account Codes 1000 through 7000 - Sorted by Organization Code

Funds included: 1100 General - Unrestricted
 5200 General - Unrestricted - Food Services
 1410 General - Unrestricted - FR Residence Hall

Fund	Organization Code	Organization Title	Account Code	Account Title	Program Code	Program Title	2016 - 2017		2017 - 2018	
							Actual Expenses	Accounted Budget	Adopted Budget	Proposed Final Budget
							17A	17AB	17B	18B
1100	48200	Pers Environment	3510	Unemployment Instructional	030200	Environmental Studies	47.61	-	-	-
1100	48200	Pers Environment	3521	Unemployment Classified Other	030200	Environmental Studies	22.90	-	-	-
1100	48200	Pers Environment	3610	Workers Comp Instructional	030200	Environmental Studies	2,276.49	-	-	-
1100	48200	Pers Environment	3621	Workers Comp Classified Other	030200	Environmental Studies	1,096.46	-	-	-
	48200	Total					\$ 199,492.59	\$ 141,010	\$ 141,010	\$ 146,201
1100	48250	Pers Financial Aid	2110	Classified Administration Salary	646000	Financial Aid Administration	68,865.10	69,918	69,918	76,514
1100	48250	Pers Financial Aid	2120	Classified Salary	646000	Financial Aid Administration	104,038.91	108,770	108,770	110,492
1100	48250	Pers Financial Aid	3220	PERS Classified Admin	646000	Financial Aid Administration	9,563.96	-	-	-
1100	48250	Pers Financial Aid	3221	PERS Classified Other	646000	Financial Aid Administration	14,448.78	-	-	-
1100	48250	Pers Financial Aid	3320	FICA Classified Admin	646000	Financial Aid Administration	4,278.20	-	-	-
1100	48250	Pers Financial Aid	3321	FICA Classified Other	646000	Financial Aid Administration	6,339.41	-	-	-
1100	48250	Pers Financial Aid	3340	Medicare Classified Admin	646000	Financial Aid Administration	1,000.54	-	-	-
1100	48250	Pers Financial Aid	3341	Medicare Classified Other	646000	Financial Aid Administration	1,482.60	-	-	-
1100	48250	Pers Financial Aid	3420	Health Classified Admin	646000	Financial Aid Administration	15,940.17	-	-	-
1100	48250	Pers Financial Aid	3421	Health Classified Other	646000	Financial Aid Administration	30,429.47	-	-	-
1100	48250	Pers Financial Aid	3520	Unemployment Classified Admin	646000	Financial Aid Administration	34.42	-	-	-
1100	48250	Pers Financial Aid	3521	Unemployment Classified Other	646000	Financial Aid Administration	51.12	-	-	-
1100	48250	Pers Financial Aid	3620	Workers Comp Classified Admin	646000	Financial Aid Administration	1,647.24	-	-	-
1100	48250	Pers Financial Aid	3621	Workers Comp Classified Other	646000	Financial Aid Administration	2,444.32	-	-	-
	48250	Total					\$ 260,564.24	\$ 178,688	\$ 178,688	\$ 187,006
1100	48300	Pers Fiscal Operation	2110	Classified Administration Salary	672000	Fiscal Operations	131,363.04	131,363	131,363	134,702
1100	48300	Pers Fiscal Operation	2120	Classified Salary	672000	Fiscal Operations	230,093.03	231,273	231,273	233,973
1100	48300	Pers Fiscal Operation	2125	Short Term Sub / Hrly Temp	672000	Fiscal Operations	260.00	-	-	-
1100	48300	Pers Fiscal Operation	3220	PERS Classified Admin	672000	Fiscal Operations	18,243.72	-	-	-
1100	48300	Pers Fiscal Operation	3221	PERS Classified Other	672000	Fiscal Operations	31,955.39	-	-	-
1100	48300	Pers Fiscal Operation	3320	FICA Classified Admin	672000	Fiscal Operations	7,543.81	-	-	-
1100	48300	Pers Fiscal Operation	3321	FICA Classified Other	672000	Fiscal Operations	14,255.21	-	-	-
1100	48300	Pers Fiscal Operation	3340	Medicare Classified Admin	672000	Fiscal Operations	1,843.66	-	-	-
1100	48300	Pers Fiscal Operation	3341	Medicare Classified Other	672000	Fiscal Operations	3,333.86	-	-	-
1100	48300	Pers Fiscal Operation	3420	Health Classified Admin	672000	Fiscal Operations	15,957.23	-	-	-
1100	48300	Pers Fiscal Operation	3421	Health Classified Other	672000	Fiscal Operations	61,045.49	-	-	-
1100	48300	Pers Fiscal Operation	3520	Unemployment Classified Admin	672000	Fiscal Operations	63.36	-	-	-
1100	48300	Pers Fiscal Operation	3521	Unemployment Classified Other	672000	Fiscal Operations	115.31	-	-	-
1100	48300	Pers Fiscal Operation	3620	Workers Comp Classified Admin	672000	Fiscal Operations	3,031.92	-	-	-
1100	48300	Pers Fiscal Operation	3621	Workers Comp Classified Other	672000	Fiscal Operations	5,514.49	-	-	-
	48300	Total					\$ 524,619.52	\$ 362,636	\$ 362,636	\$ 368,675
1100	48400	Pers Groundskeeper/Custodian	2120	Classified Salary	655000	Grounds Maintenance and Repairs	75,677.00	40,476	40,476	78,780
1100	48400	Pers Groundskeeper/Custodian	2340	Classified Overtime	655000	Grounds Maintenance and Repairs	1,593.18	-	-	-
1100	48400	Pers Groundskeeper/Custodian	3221	PERS Classified Other	655000	Grounds Maintenance and Repairs	10,509.98	-	-	-
1100	48400	Pers Groundskeeper/Custodian	3321	FICA Classified Other	655000	Grounds Maintenance and Repairs	4,792.43	-	-	-

UNRESTRICTED GENERAL FUND - 2017-18 PROPOSED FINAL BUDGET

Account Codes 1000 through 7000 - Sorted by Organization Code

Funds included:		2016 - 2017		2016 - 2017		2016 - 2017		2017 - 2018		
Fund	Organization Code	Organization Title	Account Code	Account Title	Program Code	Program Title	Actual Expenses	Accounted Budget	Adopted Budget	Proposed Final Budget
							17A	17AB	17B	18B
				General - Unrestricted						
				General - Unrestricted - Food Services						
				General - Unrestricted - FR Residence Hall						
	1100									
	5200									
	1410									
1100	48400	Pers Groundskeeper/Custodian	3341	Medicare Classified Other	655000	Grounds Maintenance and Repairs	1,120.80	-	-	-
1100	48400	Pers Groundskeeper/Custodian	3421	Health Classified Other	655000	Grounds Maintenance and Repairs	31,742.29	-	-	-
1100	48400	Pers Groundskeeper/Custodian	3521	Unemployment Classified Other	655000	Grounds Maintenance and Repairs	38.64	-	-	-
1100	48400	Pers Groundskeeper/Custodian	3621	Workers Comp Classified Other	655000	Grounds Maintenance and Repairs	1,848.23	-	-	-
	48400	Total					\$ 127,322.55	\$ 40,476	\$ 40,476	\$ 78,780
1100	48450	Pers History	1110	Inst Faculty Salary	220500	History	\$ 95,470.00	\$ 95,470	\$ 95,470	\$ 97,685
1100	48450	Pers History	3110	STRS Instructional	220500	History	12,010.10	-	-	-
1100	48450	Pers History	3330	Medicare Instructional	220500	History	1,319.14	-	-	-
1100	48450	Pers History	3410	Health Instructional	220500	History	15,722.20	-	-	-
1100	48450	Pers History	3510	Unemployment Instructional	220500	History	45.40	-	-	-
1100	48450	Pers History	3610	Workers Comp Instructional	220500	History	2,173.40	-	-	-
	48450	Total					\$ 126,740.24	\$ 95,470	\$ 95,470	\$ 97,685
1100	48600	Pers Library	1225	Non-Inst Counselor-Lib Salary	612000	Library	\$ 99,290.95	\$ 99,291	\$ 99,291	\$ 103,034
1100	48600	Pers Library	2120	Classified Salary	612000	Library	54,437.91	55,537	55,537	45,852
1100	48600	Pers Library	2125	Short Term Sub / Hrly Temp	612000	Library	-	4,100	4,100	4,100
1100	48600	Pers Library	3110	STRS Instructional	612000	Library	12,490.83	-	-	-
1100	48600	Pers Library	3221	PERS Classified Other	612000	Library	5,902.98	-	-	-
1100	48600	Pers Library	3321	FICA Classified Other	612000	Library	3,375.75	-	-	-
1100	48600	Pers Library	3330	Medicare Instructional	612000	Library	1,440.91	-	-	-
1100	48600	Pers Library	3341	Medicare Classified Other	612000	Library	789.49	-	-	-
1100	48600	Pers Library	3410	Health Instructional	612000	Library	16,042.03	-	-	-
1100	48600	Pers Library	3421	Health Classified Other	612000	Library	15,882.49	-	-	-
1100	48600	Pers Library	3510	Unemployment Instructional	612000	Library	49.61	-	-	-
1100	48600	Pers Library	3521	Unemployment Classified Other	612000	Library	27.18	-	-	-
1100	48600	Pers Library	3610	Workers Comp Instructional	612000	Library	2,375.01	-	-	-
1100	48600	Pers Library	3621	Workers Comp Classified Other	612000	Library	1,302.18	-	-	-
	48600	Total					\$ 213,407.32	\$ 158,928	\$ 158,928	\$ 152,986
1100	48650	Pers Maintenance	2110	Classified Administration Salary	651000	Building Maintenance and Repairs	\$ 51,159.71	\$ 51,011	\$ 51,011	\$ 52,602
1100	48650	Pers Maintenance	2120	Classified Salary	651000	Building Maintenance and Repairs	255,671.67	286,358	334,712	278,176
1100	48650	Pers Maintenance	2125	Short Term Sub / Hrly Temp	651000	Building Maintenance and Repairs	40,322.36	6,720	6,720	6,720
1100	48650	Pers Maintenance	2340	Classified Overtime	651000	Building Maintenance and Repairs	359.51	-	-	-
1100	48650	Pers Maintenance	3220	PERS Classified Admin	651000	Building Maintenance and Repairs	7,105.09	-	-	-
1100	48650	Pers Maintenance	3221	PERS Classified Other	651000	Building Maintenance and Repairs	36,509.85	-	-	-
1100	48650	Pers Maintenance	3320	FICA Classified Admin	651000	Building Maintenance and Repairs	3,174.69	-	-	-
1100	48650	Pers Maintenance	3321	FICA Classified Other	651000	Building Maintenance and Repairs	18,176.44	-	-	-
1100	48650	Pers Maintenance	3340	Medicare Classified Admin	651000	Building Maintenance and Repairs	742.44	-	-	-
1100	48650	Pers Maintenance	3341	Medicare Classified Other	651000	Building Maintenance and Repairs	4,251.01	-	-	-
1100	48650	Pers Maintenance	3420	Health Classified Admin	651000	Building Maintenance and Repairs	7,974.74	-	-	-
1100	48650	Pers Maintenance	3421	Health Classified Other	651000	Building Maintenance and Repairs	80,877.12	-	-	-
1100	48650	Pers Maintenance	3520	Unemployment Classified Admin	651000	Building Maintenance and Repairs	25.61	-	-	-

UNRESTRICTED GENERAL FUND - 2017-18 PROPOSED FINAL BUDGET

Account Codes 1000 through 7000 - Sorted by Organization Code

Funds included:			2016 - 2017	2016 - 2017	2016 - 2017	2017 - 2018
Fund	Organization Code	Organization Title	Actual Expenses	Accounted Budget	Adopted Budget	Proposed Final Budget
		Account Code	17A	17AB	17B	18B
		General - Unrestricted				
		General - Unrestricted - Food Services				
		General - Unrestricted - FR Residence Hall				
	1100					
	5200					
	1410					
1100	48650	Pers Maintenance	146.36	-	-	-
1100	48650	Pers Maintenance	1,223.73	-	-	-
1100	48650	Pers Maintenance	7,006.83	-	-	-
	48650 Total		\$ 514,727.16	\$ 344,089	\$ 397,443	\$ 337,498
1100	48700	Pers Management Information	\$ 51,159.75	\$ 51,011	\$ 51,011	\$ 52,602
1100	48700	Pers Management Information	177,806.04	177,806	177,806	183,570
1100	48700	Pers Management Information	7,105.08	-	-	-
1100	48700	Pers Management Information	24,693.72	-	-	-
1100	48700	Pers Management Information	3,174.71	-	-	-
1100	48700	Pers Management Information	10,908.35	-	-	-
1100	48700	Pers Management Information	742.51	-	-	-
1100	48700	Pers Management Information	2,551.14	-	-	-
1100	48700	Pers Management Information	7,974.67	-	-	-
1100	48700	Pers Management Information	47,766.25	-	-	-
1100	48700	Pers Management Information	25.56	-	-	-
1100	48700	Pers Management Information	87.96	-	-	-
1100	48700	Pers Management Information	1,223.73	-	-	-
1100	48700	Pers Management Information	4,204.56	-	-	-
	48700 Total		\$ 339,424.03	\$ 228,817	\$ 228,817	\$ 236,172
1100	48750	Pers Marketing	\$ 21,313.80	\$ 21,547	\$ 21,547	\$ 21,877
1100	48750	Pers Marketing	1,520.17	-	-	-
1100	48750	Pers Marketing	2,960.07	-	-	-
1100	48750	Pers Marketing	1,415.71	-	-	-
1100	48750	Pers Marketing	331.09	-	-	-
1100	48750	Pers Marketing	57.98	-	-	-
1100	48750	Pers Marketing	11.39	-	-	-
1100	48750	Pers Marketing	546.17	-	-	-
	48750 Total		\$ 28,156.38	\$ 21,547	\$ 21,547	\$ 21,877
1100	48800	Pers Nursing/Health Occupation	\$ 98,212.95	\$ 98,213	\$ 98,213	\$ 100,543
1100	48800	Pers Nursing/Health Occupation	12,355.20	-	-	-
1100	48800	Pers Nursing/Health Occupation	1,426.89	-	-	-
1100	48800	Pers Nursing/Health Occupation	15,936.24	-	-	-
1100	48800	Pers Nursing/Health Occupation	49.06	-	-	-
1100	48800	Pers Nursing/Health Occupation	2,349.27	-	-	-
	48800 Total		\$ 130,329.61	\$ 98,213	\$ 98,213	\$ 100,543
1100	48900	Pers Personnel Services	\$ 90,573.37	\$ 90,257	\$ 90,257	\$ 92,567
1100	48900	Pers Personnel Services	73,208.00	73,208	73,208	77,358
1100	48900	Pers Personnel Services	5,000.00	5,000	5,000	5,000
1100	48900	Pers Personnel Services	(10,069.29)	257,539	257,539	318,086
1100	48900	Pers Personnel Services	-	54,889	54,889	64,354

UNRESTRICTED GENERAL FUND - 2017-18 PROPOSED FINAL BUDGET

Account Codes 1000 through 7000 - Sorted by Organization Code

Fund	Organization Code	Organization Title	Account Code	Account Title	Program Code	Program Title	2016 - 2017 Actual Expenses	2016 - 2017 Accounted Budget	2016 - 2017 Adopted Budget	2017 - 2018 Proposed Final Budget
							17A	17AB	17B	17B
				General - Unrestricted						
				General - Unrestricted - Food Services						
				General - Unrestricted - FR Residence Hall						
	1100									
	5200									
	1410									
1100	48900	Pers Personnel Services	3131	STRS Academic Other	672200	PERS		30,458	30,458	33,568
1100	48900	Pers Personnel Services	3210	PERS Instructional	672200	PERS		22,891	22,891	26,819
1100	48900	Pers Personnel Services	3220	PERS Classified Admin	672200	PERS	12,578.82	127,255	127,255	148,534
1100	48900	Pers Personnel Services	3221	PERS Classified Other	672200	PERS	10,167.19	264,143	264,143	301,263
1100	48900	Pers Personnel Services	3310	FICA Instructional	672200	PERS		10,219	10,219	10,706
1100	48900	Pers Personnel Services	3320	FICA Classified Admin	672200	PERS	5,503.72	56,810	56,810	59,295
1100	48900	Pers Personnel Services	3321	FICA Classified Other	672200	PERS	4,851.38	117,921	117,921	120,264
1100	48900	Pers Personnel Services	3330	Medicare Instructional	672200	PERS		32,075	32,075	34,467
1100	48900	Pers Personnel Services	3340	Medicare Classified Admin	672200	PERS	1,287.10	13,286	13,286	13,867
1100	48900	Pers Personnel Services	3341	Medicare Classified Other	672200	PERS	1,134.58	27,578	27,578	27,753
1100	48900	Pers Personnel Services	3342	Medicare Academic Admin	672200	PERS		6,327	6,327	6,467
1100	48900	Pers Personnel Services	3343	Medicare Academic Other	672200	PERS		3,511	3,511	3,353
1100	48900	Pers Personnel Services	3410	Health Instructional	672200	PERS		449,498	449,498	441,102
1100	48900	Pers Personnel Services	3420	Health Classified Admin	672200	PERS	15,204.27	190,884	190,884	191,030
1100	48900	Pers Personnel Services	3421	Health Classified Other	672200	PERS	15,951.92	608,666	608,666	586,238
1100	48900	Pers Personnel Services	3430	Health Academic Admin	672200	PERS		58,907	58,907	58,938
1100	48900	Pers Personnel Services	3431	Health Academic Other	672200	PERS		28,140	28,140	24,919
1100	48900	Pers Personnel Services	3510	Unemployment Instructional	672200	PERS		1,106	1,106	1,189
1100	48900	Pers Personnel Services	3520	Unemployment Classified Admin	672200	PERS	44.31	458	458	478
1100	48900	Pers Personnel Services	3521	Unemployment Classified Other	672200	PERS	2,179.14	951	951	957
1100	48900	Pers Personnel Services	3530	Unemployment Acad. Admin	672200	PERS		218	218	223
1100	48900	Pers Personnel Services	3531	Unemployment Acad. Other	672200	PERS	4,161.15	121	121	116
1100	48900	Pers Personnel Services	3610	Workers Comp Instructional	672200	PERS		52,912	52,912	56,858
1100	48900	Pers Personnel Services	3620	Workers Comp Classified Admin	672200	PERS	2,120.14	21,918	21,918	22,876
1100	48900	Pers Personnel Services	3621	Workers Comp Classified Other	672200	PERS	1,870.80	45,495	45,495	45,784
1100	48900	Pers Personnel Services	3630	Workers Comp Acad Admin	672200	PERS		10,437	10,437	10,668
1100	48900	Pers Personnel Services	3631	Workers Comp Academic Other	672200	PERS		5,791	5,791	5,531
1100	48900	Pers Personnel Services	7200	Intrafund Transfers Out	672200	PERS		2,997	2,997	2,997
1100	48900	Pers Personnel Services	7310	Interfund Transfers Out	672200	PERS	143,282.00	286,270	286,270	288,270
1100	48900	Pers Personnel Services	7335	Child Development Center TO	672200	PERS	13,918.00	13,918	13,918	13,918
	48900	Total					\$ 392,966.60	\$ 2,974,054	\$ 2,974,054	\$ 3,095,613
1100	48950	Pers Physical Education	1110	Inst Faculty Salary	083510	Physical Fitness and Body Mvmt	\$ 442,179.00	\$ 361,866	\$ 361,866	\$ 376,271
1100	48950	Pers Physical Education	3110	STRS Instructional	083510	Physical Fitness and Body Mvmt	41,276.40			
1100	48950	Pers Physical Education	3210	PERS Instructional	083510	Physical Fitness and Body Mvmt	4,907.05			
1100	48950	Pers Physical Education	3310	FICA Instructional	083510	Physical Fitness and Body Mvmt	6,933.65			
1100	48950	Pers Physical Education	3330	Medicare Instructional	083510	Physical Fitness and Body Mvmt	6,358.29			
1100	48950	Pers Physical Education	3410	Health Instructional	083510	Physical Fitness and Body Mvmt	92,410.53			
1100	48950	Pers Physical Education	3510	Unemployment Instructional	083510	Physical Fitness and Body Mvmt	218.99			
1100	48950	Pers Physical Education	3610	Workers Comp Instructional	083510	Physical Fitness and Body Mvmt	10,477.68			
	48950	Total					\$ 604,761.59	\$ 361,866	\$ 361,866	\$ 376,271

UNRESTRICTED GENERAL FUND - 2017-18 PROPOSED FINAL BUDGET

Account Codes 1000 through 7000 - Sorted by Organization Code

Funds included:	Organization Code	Organization Title	Account Code	Account Title	Program Code	Program Title	2016 - 2017		2016 - 2017		2017 - 2018	
							Actual Expenses	17A	Accounted Budget	17AB	Adopted Budget	17B
	1100	1100 General - Unrestricted										
	5200	5200 General - Unrestricted - Food Services										
	1410	1410 General - Unrestricted - FR Residence Hall										
	1100	49050 Pers Policy Administration	1210	Non-Inst Academic Admin Salary	662000	Policy Administration	\$ 190,358.04	\$ 190,258	\$ 190,258	\$ 190,258	\$ 199,939	
	1100	49050 Pers Policy Administration	2120	Classified Salary	662000	Policy Administration	65,172.00	65,172	65,172	65,172	66,816	
	1100	49050 Pers Policy Administration	3130	STRS Academic Admin	662000	Policy Administration	23,928.21					
	1100	49050 Pers Policy Administration	3221	PERS Classified Other	662000	Policy Administration	9,051.22					
	1100	49050 Pers Policy Administration	3321	FICA Classified Other	662000	Policy Administration	4,045.92					
	1100	49050 Pers Policy Administration	3341	Medicare Classified Other	662000	Policy Administration	946.22					
	1100	49050 Pers Policy Administration	3342	Medicare Academic Admin	662000	Policy Administration	2,761.85					
	1100	49050 Pers Policy Administration	3421	Health Classified Other	662000	Policy Administration	15,934.06					
	1100	49050 Pers Policy Administration	3430	Health Academic Admin	662000	Policy Administration	28,274.92					
	1100	49050 Pers Policy Administration	3521	Unemployment Classified Other	662000	Policy Administration	32.64					
	1100	49050 Pers Policy Administration	3530	Unemployment Acad. Admin	662000	Policy Administration	95.16					
	1100	49050 Pers Policy Administration	3621	Workers Comp Classified Other	662000	Policy Administration	1,558.92					
	1100	49050 Pers Policy Administration	3630	Workers Comp Acad Admin	662000	Policy Administration	4,553.39					
	1100	49050 Pers Policy Administration	3910	403b ER Contribution Match	662000	Policy Administration	4,000.00					
		49050 Total					\$ 350,712.55	\$ 255,430	\$ 255,430	\$ 255,430	\$ 266,755	
	1100	49100 Pers Political Science	1110	Inst Faculty Salary	220700	Political Science	\$ 91,165.00	\$ 91,165	\$ 91,165	\$ 91,165	\$ 95,217	
	1100	49100 Pers Political Science	3110	STRS Instructional	220700	Political Science	11,468.51					
	1100	49100 Pers Political Science	3330	Medicare Instructional	220700	Political Science	1,322.90					
	1100	49100 Pers Political Science	3410	Health Instructional	220700	Political Science	15,922.20					
	1100	49100 Pers Political Science	3510	Unemployment Instructional	220700	Political Science	45.50					
	1100	49100 Pers Political Science	3610	Workers Comp Instructional	220700	Political Science	2,180.70					
		49100 Total					\$ 122,104.81	\$ 91,165	\$ 91,165	\$ 91,165	\$ 95,217	
	1100	49150 Pers Rec Leadership	011510	Parks and Outdoor Recreation	011510	Parks and Outdoor Recreation	\$ 94,570.00	\$ 94,570	\$ 94,570	\$ 94,570	\$ 97,385	
	1100	49150 Pers Rec Leadership	3110	STRS Instructional	011510	Parks and Outdoor Recreation	11,896.90					
	1100	49150 Pers Rec Leadership	3330	Medicare Instructional	011510	Parks and Outdoor Recreation	1,372.92					
	1100	49150 Pers Rec Leadership	3410	Health Instructional	011510	Parks and Outdoor Recreation	15,922.20					
	1100	49150 Pers Rec Leadership	3510	Unemployment Instructional	011510	Parks and Outdoor Recreation	47.30					
	1100	49150 Pers Rec Leadership	3610	Workers Comp Instructional	011510	Parks and Outdoor Recreation	2,262.10					
		49150 Total					\$ 126,071.42	\$ 94,570	\$ 94,570	\$ 94,570	\$ 97,385	
	1100	49250 PERS Student Personnel Admin	1210	Non-Inst Academic Admin Salary	645000	Student Personnel Administration	\$ 57,060.00	\$ 57,060	\$ 57,060	\$ 57,060	\$ 57,900	
	1100	49250 PERS Student Personnel Admin	2120	Classified Salary	645000	Student Personnel Administration	57,060.00	57,060	57,060	57,060	57,900	
	1100	49250 PERS Student Personnel Admin	3130	STRS Academic Admin	645000	Student Personnel Administration	7,351.98					
	1100	49250 PERS Student Personnel Admin	3221	PERS Classified Other	645000	Student Personnel Administration	7,924.44					
	1100	49250 PERS Student Personnel Admin	3230	PERS Academic Admin	645000	Student Personnel Administration	3,057.99					
	1100	49250 PERS Student Personnel Admin	3321	FICA Classified Other	645000	Student Personnel Administration	3,547.67					
	1100	49250 PERS Student Personnel Admin	3322	FICA Academic Admin	645000	Student Personnel Administration	1,365.78					
	1100	49250 PERS Student Personnel Admin	3341	Medicare Classified Other	645000	Student Personnel Administration	829.70					
	1100	49250 PERS Student Personnel Admin	3342	Medicare Academic Admin	645000	Student Personnel Administration	1,199.36					
	1100	49250 PERS Student Personnel Admin	3421	Health Classified Other	645000	Student Personnel Administration	15,911.02					
	1100	49250 PERS Student Personnel Admin	3430	Health Academic Admin	645000	Student Personnel Administration	12,570.78					

UNRESTRICTED GENERAL FUND - 2017-18 PROPOSED FINAL BUDGET

Account Codes 1000 through 7000 - Sorted by Organization Code

Fund	Organization Code	Organization Title	Account Code	Account Title	Program Code	Program Title	2016 - 2017 Actual Expenses	2016 - 2017 Adopted Budget	2017 - 2018 Proposed Final Budget
							1748	1778	1928
			1100	General - Unrestricted					
			5200	General - Unrestricted - Food Services					
			1410	General - Unrestricted - FR Residence Hall					
1100	49250	PERS Student Personnel Admin	3521	Unemployment Classified Other	645000	Student Personnel Administration	28.56	-	-
1100	49250	PERS Student Personnel Admin	3530	Unemployment Acad. Admin	645000	Student Personnel Administration	41.25	-	-
1100	49250	PERS Student Personnel Admin	3621	Workers Comp Classified Other	645000	Student Personnel Administration	1,364.88	-	-
1100	49250	PERS Student Personnel Admin	3630	Workers Comp Acad Admin	645000	Student Personnel Administration	1,973.51	-	-
	49250 Total						173,064	173,064	173,064
1100	49300	PERS Math General	1110	Inst Faculty Salary	170100	Mathematics; General	176,571.00	175,671	183,278
1100	49300	PERS Math General	3110	STRS Instructional	170100	Mathematics; General	22,212.65	-	-
1100	49300	PERS Math General	3330	Medicare Instructional	170100	Mathematics; General	2,563.73	-	-
1100	49300	PERS Math General	3410	Health Instructional	170100	Mathematics; General	30,213.59	-	-
1100	49300	PERS Math General	3510	Unemployment Instructional	170100	Mathematics; General	88.36	-	-
1100	49300	PERS Math General	3610	Workers Comp Instructional	170100	Mathematics; General	4,223.50	-	-
	49300 Total						175,671	175,671	175,671
1100	49400	PERS ISP	2120	Classified Salary	499900	Other Interdisciplinary Studies	15,017.19	14,661	32,303
1100	49400	PERS ISP	2125	Short Term Sub / Hrly Temp	499900	Other Interdisciplinary Studies	1,120.00	-	-
1100	49400	PERS ISP	2210	Instructional Aides; Salary	499900	Other Interdisciplinary Studies	38,332.94	-	-
1100	49400	PERS ISP	3221	PERS Classified Other	499900	Other Interdisciplinary Studies	5,558.22	45,087	39,151
1100	49400	PERS ISP	3321	FICA Classified Other	499900	Other Interdisciplinary Studies	3,379.99	-	-
1100	49400	PERS ISP	3341	Medicare Classified Other	499900	Other Interdisciplinary Studies	790.46	-	-
1100	49400	PERS ISP	3421	Health Classified Other	499900	Other Interdisciplinary Studies	12,149.79	-	-
1100	49400	PERS ISP	3521	Unemployment Classified Other	499900	Other Interdisciplinary Studies	27.29	-	-
1100	49400	PERS ISP	3621	Workers Comp Classified Other	499900	Other Interdisciplinary Studies	1,302.88	-	-
	49400 Total						77,678.76	59,748	71,464
1100	50100	Human Resources Office	3900	Supplemental Emp Retirement Program	673000	Human Resources Management	75,584.00	75,584	500
1100	50100	Human Resources Office	4325	Non-Instructional Supplies	673000	Human Resources Management	2,558.61	500	300
1100	50100	Human Resources Office	5020	Dues and Memberships	673000	Human Resources Management	-	300	300
1100	50100	Human Resources Office	5050	Consultants & Contracts	673000	Human Resources Management	4,324.68	4,755	11,655
1100	50100	Human Resources Office	5100	Employee Travel Expenses	673000	Human Resources Management	1,355.51	900	900
1100	50100	Human Resources Office	5940	Publishing Services	673000	Human Resources Management	8,448.60	12,300	12,300
1100	50100	Human Resources Office	5940	Publishing Services	673100	Equal Employment Opportunity	(50.00)	-	-
	50100 Total						92,221.40	94,339	25,655
1100	66000	Motor Pool	5999	Other Operating Expenses	677400	Motorpool	15,061.60	22,000	22,000
	66000 Total						15,061.60	22,000	22,000
1100	67010	2016 Land Acquisition: Operations	2125	Short Term Sub / Hrly Temp	659000	Other Ops and Maintenance of Plant	3,936.00	825	-
1100	67010	2016 Land Acquisition: Operations	3000	Payroll Benefits	659000	Other Ops and Maintenance of Plant	-	-	-
1100	67010	2016 Land Acquisition: Operations	3321	FICA Classified Other	659000	Other Ops and Maintenance of Plant	244.03	-	-
1100	67010	2016 Land Acquisition: Operations	3341	Medicare Classified Other	659000	Other Ops and Maintenance of Plant	57.07	-	-
1100	67010	2016 Land Acquisition: Operations	3521	Unemployment Classified Other	659000	Other Ops and Maintenance of Plant	1.96	-	-
1100	67010	2016 Land Acquisition: Operations	3621	Workers Comp Classified Other	659000	Other Ops and Maintenance of Plant	94.15	-	-
1100	67010	2016 Land Acquisition: Operations	4325	Non-Instructional Supplies	659000	Other Ops and Maintenance of Plant	861.80	10,000	10,000
1100	67010	2016 Land Acquisition: Operations	5050	Consultants & Contracts	659000	Other Ops and Maintenance of Plant	2,776.20	10,000	10,000

UNRESTRICTED GENERAL FUND - 2017-18 PROPOSED FINAL BUDGET

Account Codes 1000 through 7000 - Sorted by Organization Code

Funds included: 1100 General - Unrestricted
 5200 General - Unrestricted - Food Services
 1410 General - Unrestricted - FR Residence Hall

Fund	Organization Code	Organization Title	Account Code	Account Title	Program Code	Program Title	2016 - 2017 Actual Expenses 17A	2016 - 2017 Accounted Budget 17AB	2016 - 2017 Adopted Budget 17B	2017 - 2018 Proposed Final Budget 18B
67010	Total						\$ 7,971.21	\$ 29,025	\$ 20,000	\$ 20,000
1100	67015	Spanish Creek Crossing	4325	Non-Instructional Supplies	659000	Other Ops and Maintenance of Plant	1,519.73	10,000	-	-
1100	67015	Spanish Creek Crossing	5050	Consultants & Contracts	659000	Other Ops and Maintenance of Plant	39,162.04	55,000	-	-
1100	67015	Spanish Creek Crossing	5110	Propane and Heating Oil	659000	Other Ops and Maintenance of Plant	214.50	-	-	-
67015	Total						\$ 40,896.27	\$ 65,000	\$ 4,000	\$ 4,000
1100	68000	Plant Operations Maintenance	2340	Classified Overtime	651000	Building Maintenance and Repairs	-	500	500	500
1100	68000	Plant Operations Maintenance	3000	Payroll Benefits	651000	Building Maintenance and Repairs	34,117.48	36,955	35,655	35,655
1100	68000	Plant Operations Maintenance	4325	Non-Instructional Supplies	651000	Building Maintenance and Repairs	10,024.17	10,700	10,700	10,700
1100	68000	Plant Operations Maintenance	5050	Consultants & Contracts	651000	Building Maintenance and Repairs	200.00	2,501	2,501	2,501
1100	68000	Plant Operations Maintenance	5071	Equipment Leases and Rentals	651000	Building Maintenance and Repairs	23,447.46	26,140	26,140	26,140
1100	68000	Plant Operations Maintenance	5074	Repairs - Building	651000	Building Maintenance and Repairs	26,997.06	28,849	28,849	28,849
1100	68000	Plant Operations Maintenance	5075	Repairs - Equipment	651000	Building Maintenance and Repairs	2,431.88	3,340	3,340	3,340
1100	68000	Plant Operations Maintenance	5076	Maintenance Contracts	651000	Building Maintenance and Repairs	1,167.38	1,210	1,435	1,435
1100	68000	Plant Operations Maintenance	5100	Employee Travel Expenses	651000	Building Maintenance and Repairs	225.00	225	-	-
1100	68000	Plant Operations Maintenance	5104	Admin/C&S Professional Develop	651000	Building Maintenance and Repairs	9,729.17	9,770	9,770	9,770
1100	68000	Plant Operations Maintenance	6120	Site Improvements	651000	Building Maintenance and Repairs	16,728.94	20,000	-	-
1100	68000	Plant Operations Maintenance	6215	Capital Lease Purchase (Building)	651000	Building Maintenance and Repairs	-	-	-	-
1100	68000	Plant Operations Maintenance	6220	Building Improvements	651000	Building Maintenance and Repairs	-	-	-	-
68000	Total						\$ 125,068.54	\$ 144,190	\$ 124,190	\$ 124,190
1100	68100	Safety	4325	Non-Instructional Supplies	677000	Logistical Services	1,119.41	1,120	1,120	1,120
1100	68100	Safety	5050	Consultants & Contracts	677000	Logistical Services	13,548.29	16,073	16,073	16,073
1100	68100	Safety	5100	Employee Travel Expenses	677000	Logistical Services	-	500	500	500
68100	Total						\$ 14,667.70	\$ 17,693	\$ 17,693	\$ 17,693
1100	70100	Athletics	2125	Short Term Sub / Hiry Temp	083500	Physical Education	-	1,000	1,000	1,000
1100	70100	Athletics	3000	Payroll Benefits	083500	Physical Education	47.74	-	-	-
1100	70100	Athletics	3221	PERS Classified Other	083500	Physical Education	72.46	-	-	-
1100	70100	Athletics	3341	FICA Classified Other	083500	Physical Education	16.94	-	-	-
1100	70100	Athletics	3341	Medicare Classified Other	083500	Physical Education	0.58	-	-	-
1100	70100	Athletics	3521	Unemployment Classified Other	083500	Physical Education	27.95	-	-	-
1100	70100	Athletics	3621	Workers Comp Classified Other	083500	Physical Education	4,965.06	5,251	9,851	9,851
1100	70100	Athletics	4310	Instructional Supplies	083500	Physical Education	29,239.94	31,073	20,016	20,016
1100	70100	Athletics	4325	Non-Instructional Supplies	083500	Physical Education	14,930.00	14,930	16,030	16,230
1100	70100	Athletics	5020	Dues and Memberships	083500	Physical Education	35,108.00	35,575	34,050	35,015
1100	70100	Athletics	5050	Consultants & Contracts	083500	Physical Education	329.50	500	5,800	5,800
1100	70100	Athletics	5060	Postage & Shipping	083500	Physical Education	-	-	1,829	1,829
1100	70100	Athletics	5071	Equipment Leases and Rentals	083500	Physical Education	675.00	675	-	-
1100	70100	Athletics	5076	Maintenance Contracts	083500	Physical Education	10,641.77	10,637	10,137	10,137
1100	70100	Athletics	5100	Employee Travel Expenses	083500	Physical Education	368.64	369	3,000	3,000
1100	70100	Athletics	5101	Student Travel Expenses	083500	Physical Education	430.00	500	1,000	1,000
1100	70100	Athletics	5905	Events and Programs	083500	Physical Education	-	-	-	-

UNRESTRICTED GENERAL FUND - 2017-18 PROPOSED FINAL BUDGET

Account Codes 1000 through 7000 - Sorted by Organization Code

Funds included: 1100 General - Unrestricted
 5200 General - Unrestricted - Food Services
 1410 General - Unrestricted - FR Residence Hall

Fund	Organization Code	Organization Title	Account Code	Account Title	Program Code	Program Title	2016 - 2017 Actual Expenses	2016 - 2017 Accounted Budget	2016 - 2017 Adopted Budget	2017 - 2018 Proposed Final Budget
							17A	17AB	17B	18B
1100	70100	Athletics	5920	Student Meals	083500	Physical Education	3,716.86	3,797	1,500	1,500
1100	70100	Athletics	6410	Instructional Equipment	083500	Physical Education	6,846.80	7,900	12,000	12,000
1100	70100	Athletics	6415	Non-Instructional Equipment	083500	Physical Education	2,581.25	2,655	3,000	3,000
	70100	Total					\$ 111,067.24	\$ 117,233	\$ 123,213	\$ 124,376
1100	70200	Athletics Local Revenues	4325	Non-Instructional Supplies	083500	Physical Education	\$ 3,202.93	\$ 4,084	\$ 2,000	\$ 2,000
1100	70200	Athletics Local Revenues	5050	Consultants & Contracts	083500	Physical Education	-	-	2,084	2,084
	70200	Total					\$ 3,202.93	\$ 4,084	\$ 4,084	\$ 4,084
1100	70350	Athletics Training	4310	Instructional Supplies	083500	Physical Education	997.25	1,000	1,000	2,000
1100	70350	Athletics Training	4325	Non-Instructional Supplies	083500	Physical Education	9,057.23	9,500	9,500	9,500
1100	70350	Athletics Training	5020	Dues and Memberships	083500	Physical Education	269.00	300	300	300
1100	70350	Athletics Training	6415	Non-Instructional Equipment	083500	Physical Education	-	-	-	3,500
	70350	Total					\$ 10,323.46	\$ 10,800	\$ 10,800	\$ 15,300
1100	70370	Athletic Playoff Account	7910	Contingency Appropriation	083550	Intercollegiate Athletics	-	-	-	28,000
	70370	Total					\$ -	\$ -	\$ -	\$ 28,000
1100	70600	Feather River Fitness & Recreation	2110	Classified Administration Salary	083700	Health Education	4,769.04	-	-	-
1100	70600	Feather River Fitness & Recreation	2125	Short Term Sub / Hrly Temp	083700	Health Education	2,854.03	-	-	-
1100	70600	Feather River Fitness & Recreation	2335	Non-Inst Student	083700	Health Education	2,130.27	-	-	-
1100	70600	Feather River Fitness & Recreation	2340	Classified Overtime	083700	Health Education	176.63	-	-	-
1100	70600	Feather River Fitness & Recreation	3000	Payroll Benefits	083700	Health Education	-	35,831	35,831	35,831
1100	70600	Feather River Fitness & Recreation	3220	PERS Classified Admin	083700	Health Education	-	-	-	-
1100	70600	Feather River Fitness & Recreation	3221	PERS Classified Other	083700	Health Education	-	-	-	-
1100	70600	Feather River Fitness & Recreation	3320	FICA Classified Admin	083700	Health Education	-	-	-	-
1100	70600	Feather River Fitness & Recreation	3321	FICA Classified Other	083700	Health Education	3,109.81	-	-	-
1100	70600	Feather River Fitness & Recreation	3340	Medicare Classified Admin	083700	Health Education	498.19	-	-	-
1100	70600	Feather River Fitness & Recreation	3341	Medicare Classified Other	083700	Health Education	727.29	-	-	-
1100	70600	Feather River Fitness & Recreation	3420	Health Classified Admin	083700	Health Education	7,970.13	-	-	-
1100	70600	Feather River Fitness & Recreation	3520	Unemployment Classified Admin	083700	Health Education	17.19	-	-	-
1100	70600	Feather River Fitness & Recreation	3521	Unemployment Classified Other	083700	Health Education	25.12	-	-	-
1100	70600	Feather River Fitness & Recreation	3620	Workers Comp Classified Admin	083700	Health Education	821.40	-	-	-
1100	70600	Feather River Fitness & Recreation	3621	Workers Comp Classified Other	083700	Health Education	1,494.33	-	-	-
1100	70600	Feather River Fitness & Recreation	4310	Instructional Supplies	083700	Health Education	5,636.89	5,637	5,500	5,500
1100	70600	Feather River Fitness & Recreation	4320	Subscriptions and Periodicals	083700	Health Education	-	-	275	275
1100	70600	Feather River Fitness & Recreation	4325	Non-Instructional Supplies	083700	Health Education	9,825.93	12,099	7,440	7,440
1100	70600	Feather River Fitness & Recreation	5020	Dues and Memberships	083700	Health Education	-	-	300	300
1100	70600	Feather River Fitness & Recreation	5033	Flood Insurance	083700	Health Education	2,246.00	4,763	4,763	4,763
1100	70600	Feather River Fitness & Recreation	5050	Consultants & Contracts	083700	Health Education	18,007.72	18,800	4,000	4,000
1100	70600	Feather River Fitness & Recreation	5073	Other Rents and Leases	083700	Health Education	54,000.00	54,000	54,000	54,000
1100	70600	Feather River Fitness & Recreation	5074	Repairs - Building	083700	Health Education	2,083.05	3,694	5,858	5,858
1100	70600	Feather River Fitness & Recreation	5076	Maintenance Contracts	083700	Health Education	-	-	2,411	2,411
1100	70600	Feather River Fitness & Recreation	5100	Employee Travel Expenses	083700	Health Education	-	-	463	463

UNRESTRICTED GENERAL FUND - 2017-18 PROPOSED FINAL BUDGET

Account Codes 1000 through 7000 - Sorted by Organization Code

Funds included:		1100	5200	1410	General - Unrestricted		General - Unrestricted - Food Services		General - Unrestricted - FR Residence Hall		2016 - 2017		2017 - 2018		
Fund	Code	Organization Title	Account Code	Account Title	Program Code	Program Title	2016 - 2017 Actual Expenses	2016 - 2017 Adopted Budget	2016 - 2017 Accounted Budget	2017 - 2018 Proposed Final Budget	2017 - 2018 Proposed Final Budget	2016 - 2017 Actual Expenses	2016 - 2017 Adopted Budget	2016 - 2017 Accounted Budget	2017 - 2018 Proposed Final Budget
							17A	17B	17A	17B	17B	17A	17B	17A	17B
1100	70800	Feather River Fitness & Recreation	5110	Propane and Heating Oil	083700	Health Education	10,220.32	13,000	13,000	13,000	13,000	10,220.32	13,000	13,000	13,000
1100	70800	Feather River Fitness & Recreation	5111	Light and Power	083700	Health Education	28,031.03	29,240	29,240	29,240	29,240	28,031.03	29,240	29,240	29,240
1100	70800	Feather River Fitness & Recreation	5113	Water	083700	Health Education	7,759.09	7,000	7,000	7,000	7,000	7,759.09	7,000	7,000	7,000
1100	70800	Feather River Fitness & Recreation	5115	Garbage and Trash	083700	Health Education	-	2,000	2,000	2,000	2,000	-	2,000	2,000	2,000
1100	70800	Feather River Fitness & Recreation	5940	Publishing Services	083700	Health Education	540.00	560	560	560	560	540.00	560	560	560
1100	70800	Feather River Fitness & Recreation	5999	Other Operating Expenses	083700	Health Education	6,068.82	795	6,706	795	795	6,068.82	795	795	795
1100	70800	Feather River Fitness & Recreation	6120	Site Improvements	083700	Health Education	2,242.34	3,500	3,500	3,500	3,500	2,242.34	3,500	3,500	3,500
1100	70800	Feather River Fitness & Recreation	6415	Non-Instructional Equipment	083700	Health Education	-	847	-	847	847	-	847	-	847
	70800 Total						\$ 267,889.97	\$ 274,853	\$ 282,400	\$ 274,853	\$ 275,732	\$ 267,889.97	\$ 274,853	\$ 282,400	\$ 275,732
1100	71010	Football	1240	Non-Inst Certificated Other	083550	Intercollegiate Athletics	34,941.00	38,000	34,941	38,000	38,000	34,941.00	38,000	38,000	38,000
1100	71010	Football	2125	Short Term Sub / Hrly Temp	083550	Intercollegiate Athletics	2,087.04	3,000	2,088	3,000	3,000	2,087.04	3,000	3,000	3,000
1100	71010	Football	2340	Classified Overtime	083550	Intercollegiate Athletics	3,362.95	-	3,363	-	-	3,362.95	-	-	-
1100	71010	Football	3000	Payroll Benefits	083550	Intercollegiate Athletics	-	4,000	4,000	4,000	4,000	-	4,000	4,000	4,000
1100	71010	Football	3110	STRS Instructional	083550	Intercollegiate Athletics	1,195.10	-	-	-	-	1,195.10	-	-	-
1100	71010	Football	3310	FICA Instructional	083550	Intercollegiate Athletics	1,539.81	-	-	-	-	1,539.81	-	-	-
1100	71010	Football	3321	FICA Classified Other	083550	Intercollegiate Athletics	337.90	-	-	-	-	337.90	-	-	-
1100	71010	Football	3330	Medicare Instructional	083550	Intercollegiate Athletics	497.85	-	-	-	-	497.85	-	-	-
1100	71010	Football	3341	Medicare Classified Other	083550	Intercollegiate Athletics	79.05	-	-	-	-	79.05	-	-	-
1100	71010	Football	3431	Health Academic Other	083550	Intercollegiate Athletics	515.20	-	-	-	-	515.20	-	-	-
1100	71010	Football	3510	Unemployment Instructional	083550	Intercollegiate Athletics	17.54	-	-	-	-	17.54	-	-	-
1100	71010	Football	3521	Unemployment Classified Other	083550	Intercollegiate Athletics	2.70	-	-	-	-	2.70	-	-	-
1100	71010	Football	3610	Workers Comp Instructional	083550	Intercollegiate Athletics	835.69	-	-	-	-	835.69	-	-	-
1100	71010	Football	3621	Workers Comp Classified Other	083550	Intercollegiate Athletics	130.39	-	-	-	-	130.39	-	-	-
1100	71010	Football	4310	Instructional Supplies	083550	Intercollegiate Athletics	5,685.51	5,705	5,705	5,705	5,685.51	5,705	5,705	5,705	
1100	71010	Football	4325	Non-Instructional Supplies	083550	Intercollegiate Athletics	8,371.71	8,380	8,380	8,380	8,371.71	8,380	8,380	8,380	
1100	71010	Football	5100	Employee Travel Expenses	083550	Intercollegiate Athletics	3,148.63	4,418	4,418	4,418	3,148.63	4,418	4,418	4,418	
1100	71010	Football	5101	Student Travel Expenses	083550	Intercollegiate Athletics	15,960.72	15,850	15,961	15,850	15,960.72	15,850	15,850	15,850	
1100	71010	Football	5920	Student Meals	083550	Intercollegiate Athletics	8,024.05	8,025	8,025	8,025	8,024.05	8,025	8,025	8,025	
	71010 Total						\$ 86,732.84	\$ 87,226	\$ 86,661	\$ 87,226	\$ 87,226	\$ 86,732.84	\$ 87,226	\$ 86,661	\$ 87,226
1100	72010	Volleyball/Women	1240	Non-Inst Certificated Other	083550	Intercollegiate Athletics	9,329.00	9,500	9,500	9,500	9,500	9,329.00	9,500	9,500	9,500
1100	72010	Volleyball/Women	2125	Classified Administration Salary	083550	Intercollegiate Athletics	34,391.52	34,392	34,392	34,392	34,391.52	34,392	34,392	34,392	34,392
1100	72010	Volleyball/Women	3000	Payroll Benefits	083550	Intercollegiate Athletics	-	1,500	-	1,500	1,500	-	1,500	1,500	1,500
1100	72010	Volleyball/Women	3110	STRS Instructional	083550	Intercollegiate Athletics	-	2,300	2,300	2,300	2,300	-	2,300	2,300	2,300
1100	72010	Volleyball/Women	3220	PERS Classified Admin	083550	Intercollegiate Athletics	597.55	-	-	-	-	597.55	-	-	-
1100	72010	Volleyball/Women	3310	FICA Instructional	083550	Intercollegiate Athletics	4,776.31	-	-	-	-	4,776.31	-	-	-
1100	72010	Volleyball/Women	3320	FICA Classified Admin	083550	Intercollegiate Athletics	283.88	-	-	-	-	283.88	-	-	-
1100	72010	Volleyball/Women	3320	FICA Classified Admin	083550	Intercollegiate Athletics	2,133.42	-	-	-	-	2,133.42	-	-	-
1100	72010	Volleyball/Women	3330	Medicare Instructional	083550	Intercollegiate Athletics	135.30	-	-	-	-	135.30	-	-	-
1100	72010	Volleyball/Women	3340	Medicare Classified Admin	083550	Intercollegiate Athletics	498.94	-	-	-	-	498.94	-	-	-
1100	72010	Volleyball/Women	3420	Health Classified Admin	083550	Intercollegiate Athletics	7,970.30	-	-	-	-	7,970.30	-	-	-

UNRESTRICTED GENERAL FUND - 2017-18 PROPOSED FINAL BUDGET

Account Codes 1000 through 7000 - Sorted by Organization Code

Funds included:			2016 - 2017	2016 - 2017	2016 - 2017	2017 - 2018
Organization Code	Organization Title	Account Code	Actual Expenses	Accounted Budget	Adopted Budget	Proposed Final Budget
Fund Code	Organization Title	Account Code	17A	17AB	17B	18B
1100	1100 General - Unrestricted	3510 Unemployment Instructional	4,67	-	-	-
5200	5200 General - Unrestricted - Food Services	3520 Unemployment Classified Admin	17,20	-	-	-
1410	1410 General - Unrestricted - FR Residence Hall	3610 Workers Comp Instructional	223.11	-	-	-
		3620 Workers Comp Classified Admin	822.64	-	-	-
		4310 Instructional Supplies	-	125	125	125
		4325 Non-Instructional Supplies	1,459.38	1,460	1,741	1,741
		5100 Employee Travel Expenses	1,466.12	1,500	1,500	1,500
		5101 Student Travel Expenses	10,197.76	10,202	14,130	14,130
		5905 Events and Programs	1,025.00	1,025	1,450	1,450
		5920 Student Meals	5,475.00	5,530	5,190	5,190
			\$ 80,807.10	\$ 66,034	\$ 71,828	\$ 72,706
				\$ 24,500.00	\$ 24,500	\$ 24,500
				4,800	4,800	4,800
		1240 Non-Inst Certificated Other	-	-	-	-
		3000 Payroll Benefits	1,195.10	-	-	-
		3110 STRS Instructional	930.50	-	-	-
		3310 FICA Instructional	355.35	-	-	-
		3330 Medicare Instructional	12.29	-	-	-
		3510 Unemployment Instructional	586.04	-	-	-
		3610 Workers Comp Instructional	3,781.59	4,170	4,170	4,170
		4310 Instructional Supplies	1,068.97	1,500	1,500	1,500
		4325 Non-Instructional Supplies	1,499.22	1,500	1,500	1,500
		5100 Employee Travel Expenses	7,603.77	7,604	8,000	8,000
		5101 Student Travel Expenses	-	-	1,000	1,000
		5905 Events and Programs	2,570.00	3,144	3,200	3,200
		5920 Student Meals	\$ 44,102.83	\$ 47,218	\$ 48,670	\$ 48,670
				(100)	(100)	
		5020 Dues and Memberships	20,876.50	21,000	19,000	19,000
		1240 Non-Inst Certificated Other	2,850.35	2,851	4,500	4,500
		2125 Short Term Sub / Hrly Temp	3,171.30	3,171	-	-
		2340 Classified Overtime	-	2,910	2,910	2,910
		3000 Payroll Benefits	1,294.36	-	-	-
		3310 FICA Instructional	373.33	-	-	-
		3321 FICA Classified Other	302.73	-	-	-
		3330 Medicare Instructional	87.30	-	-	-
		3341 Medicare Classified Other	10.45	-	-	-
		3510 Unemployment Instructional	3.03	-	-	-
		3521 Unemployment Classified Other	499.38	-	-	-
		3610 Workers Comp Instructional	144.05	-	-	-
		3621 Workers Comp Classified Other	8,273.04	8,274	9,500	9,500
		4325 Non-Instructional Supplies	-	100	100	-
		5020 Dues and Memberships	-	-	-	-

UNRESTRICTED GENERAL FUND - 2017-18 PROPOSED FINAL BUDGET

Account Codes 1000 through 7000 - Sorted by Organization Code

Funds included:			2016 - 2017	2016 - 2017	2016 - 2017	2017 - 2018
Fund	Organization Code	Organization Title	Actual Expenses	Accounted Budget	Adopted Budget	Proposed Final Budget
			17A	174B	17B	18B
		General - Unrestricted				
		General - Unrestricted - Food Services				
		General - Unrestricted - FR Residence Hall				
1100	1100	Men's Baseball			965	
1100	73010	Men's Baseball	2,374.46	2,500	2,500	2,500
1100	73010	Men's Baseball	21,033.97	21,034	16,177	16,177
1100	73010	Men's Baseball	450.00	450	600	600
1100	73010	Men's Baseball	13,194.38	13,195	11,008	11,008
1100	73010	Men's Baseball	1,521.64	1,522	-	-
1100	73010	Men's Baseball	(878.00)	(878)	-	-
		73010 Total	\$ 75,582.27	\$ 76,029	\$ 67,160	\$ 66,195
1100	1240	Non-Inst Certificated Other	7,581.00	9,500	9,500	9,500
1100	2125	Short Term Sub / Hrly Temp	354.03	355	1,000	1,000
1100	2340	Classified Overtime	530.10	531	-	-
1100	3000	Payroll Benefits	953.69	1,367	1,367	1,367
1100	3110	STRS Instructional	54.82	-	-	-
1100	3321	FICA Classified Other	109.93	-	-	-
1100	3330	Medicare Instructional	12.83	-	-	-
1100	3341	Medicare Classified Other	3.81	-	-	-
1100	3510	Unemployment Instructional	0.44	-	-	-
1100	3521	Unemployment Classified Other	181.36	-	-	-
1100	3610	Workers Comp Instructional	21.14	-	-	-
1100	3621	Workers Comp Classified Other	1,207.64	1,214	1,250	1,250
1100	4325	Non-Instructional Supplies	1,499.31	1,500	1,500	1,500
1100	5100	Employee Travel Expenses	13,576.09	13,576	11,979	11,979
1100	5101	Student Travel Expenses	2,150.00	2,150	2,000	2,000
1100	5905	Events and Programs	7,735.46	7,736	8,750	8,750
1100	5920	Student Meals	\$ 35,971.65	\$ 37,629	\$ 37,346	\$ 37,346
		74010 Total	\$ 9,500.00	\$ 9,500	\$ 9,500	\$ 9,500
1100	1240	Non-Inst Certificated Other	354.03	355	1,000	1,000
1100	2125	Short Term Sub / Hrly Temp	530.08	531	-	-
1100	2340	Classified Overtime	589.06	1,367	1,367	1,367
1100	3000	Payroll Benefits	54.82	-	-	-
1100	3310	FICA Instructional	137.79	-	-	-
1100	3321	FICA Classified Other	12.83	-	-	-
1100	3330	Medicare Instructional	4.72	-	-	-
1100	3341	Medicare Classified Other	0.43	-	-	-
1100	3510	Unemployment Instructional	227.28	-	-	-
1100	3521	Unemployment Classified Other	21.15	-	-	-
1100	3610	Workers Comp Instructional	-	-	-	-
1100	3621	Workers Comp Classified Other	-	-	-	-
1100	4325	Non-Instructional Supplies	1,509.69	1,510	1,250	1,250
1100	5100	Employee Travel Expenses			1,500	1,500

UNRESTRICTED GENERAL FUND - 2017-18 PROPOSED FINAL BUDGET

Account Codes 1000 through 7000 - Sorted by Organization Code

Funds included:		2016 - 2017		2016 - 2017		2017 - 2018				
Fund	Organization Code	Organization Title	Account Code	Account Title	Program Code	Program Title	Actual Expenses	Accounted Budget	Adopted Budget	Proposed Final Budget
							17A	17AB	17B	18B
				General - Unrestricted						
				General - Unrestricted - Food Services						
				General - Unrestricted - FR Residence Hall						
			1100							
			5200							
			1410							
				5101 Student Travel Expenses	083550	Intercollegiate Athletics	14,474.03	14,477	10,902	10,902
			5905 Events and Programs	083550	Intercollegiate Athletics		2,475.00	2,475	1,600	1,600
			5920 Student Meals	083550	Intercollegiate Athletics		5,748.81	5,787	6,997	6,997
			75010 Total				\$ 35,639.72	\$ 36,002	\$ 34,116	\$ 34,116
			1100	1240 Non-Inst Certificated Other	083550	Intercollegiate Athletics	6,650.00	6,920	9,500	9,500
			76010 Men's Soccer	2125 Short Term Sub / Hrly Temp	083550	Intercollegiate Athletics	826.03	827	2,800	2,800
			1100	2340 Classified Overtime	083550	Intercollegiate Athletics	1,159.57	1,160	-	-
			1100	3000 Payroll Benefits	083550	Intercollegiate Athletics	-	1,650	1,650	1,650
			1100	3110 STRS Instructional	083550	Intercollegiate Athletics	836.57	-	-	-
			1100	3321 FICA Classified Other	083550	Intercollegiate Athletics	123.10	-	-	-
			1100	3330 Medicare Instructional	083550	Intercollegiate Athletics	96.46	-	-	-
			1100	3341 Medicare Classified Other	083550	Intercollegiate Athletics	28.78	-	-	-
			1100	3510 Unemployment Instructional	083550	Intercollegiate Athletics	3.31	-	-	-
			1100	3521 Unemployment Classified Other	083550	Intercollegiate Athletics	1.01	-	-	-
			1100	3610 Workers Comp Instructional	083550	Intercollegiate Athletics	159.06	-	-	-
			1100	3621 Workers Comp Classified Other	083550	Intercollegiate Athletics	47.46	-	-	-
			1100	4310 Instructional Supplies	083550	Intercollegiate Athletics	1,798.68	1,799	1,581	1,581
			1100	4325 Non-Instructional Supplies	083550	Intercollegiate Athletics	1,528.04	1,718	1,582	1,582
			1100	5100 Employee Travel Expenses	083550	Intercollegiate Athletics	1,499.11	1,500	1,500	1,500
			1100	5101 Student Travel Expenses	083550	Intercollegiate Athletics	8,581.76	8,582	6,560	6,560
			1100	5920 Student Meals	083550	Intercollegiate Athletics	6,072.50	6,098	6,120	6,120
			76010 Total				\$ 29,411.44	\$ 30,254	\$ 31,293	\$ 31,293
			1100	1240 Non-Inst Certificated Other	083550	Intercollegiate Athletics	9,500.00	9,500	9,500	9,500
			1100	2125 Short Term Sub / Hrly Temp	083550	Intercollegiate Athletics	826.07	840	2,800	2,800
			1100	2340 Classified Overtime	083550	Intercollegiate Athletics	1,159.96	1,160	-	-
			1100	3000 Payroll Benefits	083550	Intercollegiate Athletics	-	1,650	1,650	1,650
			1100	3310 FICA Instructional	083550	Intercollegiate Athletics	588.99	-	-	-
			1100	3321 FICA Classified Other	083550	Intercollegiate Athletics	123.15	-	-	-
			1100	3330 Medicare Instructional	083550	Intercollegiate Athletics	137.76	-	-	-
			1100	3341 Medicare Classified Other	083550	Intercollegiate Athletics	28.79	-	-	-
			1100	3510 Unemployment Instructional	083550	Intercollegiate Athletics	4.74	-	-	-
			1100	3521 Unemployment Classified Other	083550	Intercollegiate Athletics	0.99	-	-	-
			1100	3610 Workers Comp Instructional	083550	Intercollegiate Athletics	227.25	-	-	-
			1100	3621 Workers Comp Classified Other	083550	Intercollegiate Athletics	47.51	-	-	-
			1100	4325 Non-Instructional Supplies	083550	Intercollegiate Athletics	916.55	978	1,332	1,332
			1100	5100 Employee Travel Expenses	083550	Intercollegiate Athletics	1,499.98	1,500	1,500	1,500
			1100	5101 Student Travel Expenses	083550	Intercollegiate Athletics	9,504.71	9,505	7,368	7,368
			1100	5905 Events and Programs	083550	Intercollegiate Athletics	-	-	500	500
			1100	5920 Student Meals	083550	Intercollegiate Athletics	5,845.59	5,846	6,120	6,120
			77010 Total				\$ 30,412.04	\$ 30,979	\$ 30,770	\$ 30,770

UNRESTRICTED GENERAL FUND - 2017-18 PROPOSED FINAL BUDGET

Account Codes 1000 through 7000 - Sorted by Organization Code

Funds included:			2016 - 2017		2016 - 2017		2016 - 2017		2017 - 2018	
Fund	Organization Code	Organization Title	Account Code	Account Title	Program Code	Program Title	Actual Expenses	Accounted Budget	Adopted Budget	Proposed Final Budget
							17A	17AB	17B	18B
							\$	\$	\$	\$
1100	78010	Intercol. Softball	1240	Non-Inst Certificated Other	083550	Intercollegiate Athletics	9,500.00	9,500	9,500	9,500
1100	78010	Intercol. Softball	2110	Classified Administration Salary	083550	Intercollegiate Athletics	34,339.54	34,340	34,340	35,219
1100	78010	Intercol. Softball	2125	Short Term Sub / Hrly Temp	083550	Intercollegiate Athletics	1,121.04	1,436	3,000	3,000
1100	78010	Intercol. Softball	2340	Classified Overtime	083550	Intercollegiate Athletics	1,563.45	1,564	-	-
1100	78010	Intercol. Softball	3000	Payroll Benefits	083550	Intercollegiate Athletics	-	1,464	1,464	1,464
1100	78010	Intercol. Softball	3220	PERS Classified Admin	083550	Intercollegiate Athletics	4,769.04	-	-	-
1100	78010	Intercol. Softball	3310	FICA Instructional	083550	Intercollegiate Athletics	589.05	-	-	-
1100	78010	Intercol. Softball	3320	FICA Classified Admin	083550	Intercollegiate Athletics	2,130.26	-	-	-
1100	78010	Intercol. Softball	3321	FICA Classified Other	083550	Intercollegiate Athletics	166.44	-	-	-
1100	78010	Intercol. Softball	3330	Medicare Instructional	083550	Intercollegiate Athletics	137.79	-	-	-
1100	78010	Intercol. Softball	3340	Medicare Classified Admin	083550	Intercollegiate Athletics	498.23	-	-	-
1100	78010	Intercol. Softball	3341	Medicare Classified Other	083550	Intercollegiate Athletics	38.93	-	-	-
1100	78010	Intercol. Softball	3420	Health Classified Admin	083550	Intercollegiate Athletics	7,970.38	-	-	-
1100	78010	Intercol. Softball	3510	Unemployment Instructional	083550	Intercollegiate Athletics	4.72	-	-	-
1100	78010	Intercol. Softball	3520	Unemployment Classified Admin	083550	Intercollegiate Athletics	17.16	-	-	-
1100	78010	Intercol. Softball	3521	Unemployment Classified Other	083550	Intercollegiate Athletics	1.34	-	-	-
1100	78010	Intercol. Softball	3610	Workers Comp Instructional	083550	Intercollegiate Athletics	227.28	-	-	-
1100	78010	Intercol. Softball	3620	Workers Comp Classified Admin	083550	Intercollegiate Athletics	821.40	-	-	-
1100	78010	Intercol. Softball	3621	Workers Comp Classified Other	083550	Intercollegiate Athletics	64.22	-	-	-
1100	78010	Intercol. Softball	4310	Instructional Supplies	083550	Intercollegiate Athletics	188.70	972	1,000	1,000
1100	78010	Intercol. Softball	4325	Non-Instructional Supplies	083550	Intercollegiate Athletics	1,587.01	1,528	1,500	1,500
1100	78010	Intercol. Softball	5100	Employee Travel Expenses	083550	Intercollegiate Athletics	1,500.00	1,500	1,500	1,500
1100	78010	Intercol. Softball	5101	Student Travel Expenses	083550	Intercollegiate Athletics	16,235.02	16,236	12,217	12,217
1100	78010	Intercol. Softball	5905	Events and Programs	083550	Intercollegiate Athletics	370.00	370	700	700
1100	78010	Intercol. Softball	5920	Student Meals	083550	Intercollegiate Athletics	6,821.16	6,822	9,000	9,000
	78010 Total						\$	\$	\$	\$
1100	79010	Woman's Track/Cross Country	1240	Non-Inst Certificated Other	083550	Intercollegiate Athletics	90,662.16	75,732	74,221	75,100
1100	79010	Woman's Track/Cross Country	2125	Short Term Sub / Hrly Temp	083550	Intercollegiate Athletics	11,762.50	11,763	15,000	15,000
1100	79010	Woman's Track/Cross Country	3000	Payroll Benefits	083550	Intercollegiate Athletics	-	-	1,500	1,500
1100	79010	Woman's Track/Cross Country	3110	STRS Instructional	083550	Intercollegiate Athletics	1,459.28	1,927	1,464	1,464
1100	79010	Woman's Track/Cross Country	3310	FICA Instructional	083550	Intercollegiate Athletics	10.08	-	-	-
1100	79010	Woman's Track/Cross Country	3330	Medicare Instructional	083550	Intercollegiate Athletics	170.57	-	-	-
1100	79010	Woman's Track/Cross Country	3510	Unemployment Instructional	083550	Intercollegiate Athletics	5.89	-	-	-
1100	79010	Woman's Track/Cross Country	3610	Workers Comp Instructional	083550	Intercollegiate Athletics	281.35	-	-	-
1100	79010	Woman's Track/Cross Country	4325	Non-Instructional Supplies	083550	Intercollegiate Athletics	1,136.68	1,500	1,500	1,500
1100	79010	Woman's Track/Cross Country	5020	Dues and Memberships	083550	Intercollegiate Athletics	924.14	1,500	1,500	1,500
1100	79010	Woman's Track/Cross Country	5100	Employee Travel Expenses	083550	Intercollegiate Athletics	192.66	500	1,500	1,500
1100	79010	Woman's Track/Cross Country	5101	Student Travel Expenses	083550	Intercollegiate Athletics	1,019.04	1,020	5,000	5,000
1100	79010	Woman's Track/Cross Country	5905	Events and Programs	083550	Intercollegiate Athletics	16.53	200	1,000	1,000

UNRESTRICTED GENERAL FUND - 2017-18 PROPOSED FINAL BUDGET

Account Codes 1000 through 7000 - Sorted by Organization Code

Funds included: 1100 General - Unrestricted
 5200 General - Unrestricted - Food Services
 1410 General - Unrestricted - FR Residence Hall

Fund	Organization Code	Organization Title	Account Code	Account Title	Program Code	Program Title	2016 - 2017		2016 - 2017		2017 - 2018	
							Actual Expenses	Accounted Budget	Adopted Budget	Proposed Final Budget		
							17A	17AB	17B	18B		
1100	79010	Woman's Track/Cross Country	5920	Student Meals	083550	Intercollegiate Athletics	415.00	415	3,000	3,000	3,000	
	79010 Total						\$ 17,393.72	\$ 18,825	\$ 31,664	\$ 31,664	\$ 31,464	
1100	80010	Information Services	4325	Non-Instructional Supplies	678000	Management Information Services	49,490.11	53,800	51,900	51,900	51,900	
1100	80010	Information Services	5050	Consultants & Contracts	678000	Management Information Services	101,175.70	101,300	90,000	90,000	90,000	
1100	80010	Information Services	5075	Repairs - Equipment	678000	Management Information Services	487.47	2,500	2,500	2,500	2,500	
1100	80010	Information Services	5076	Maintenance Contracts	678000	Management Information Services	91,389.25	92,155	86,155	86,155	86,155	
1100	80010	Information Services	5100	Employee Travel Expenses	678000	Management Information Services	2,128.54	2,600	600	600	600	
1100	80010	Information Services	5112	Telephone	678000	Management Information Services	-	400	6,600	6,600	6,600	
1100	80010	Information Services	6415	Non-Instructional Equipment	678000	Management Information Services	-	-	15,000	15,000	15,000	
	80010 Total						\$ 244,671.07	\$ 252,755	\$ 252,755	\$ 252,755	\$ 252,755	
	Grand Total						\$ 15,762,746.80	\$ 17,004,060	\$ 16,517,528	\$ 16,517,528	\$ 16,266,426	

UNRESTRICTED GENERAL FUND - 2017-18 PROPOSED FINAL BUDGET

Account Codes 1000 through 7000 - Sorted by Organization Code

Fund	Organization Code	Organization Title	Account Code	Account Title	Program Code	Program Title	2016 - 2017 Actual Expenses	2016 - 2017 Accounted Budget	2016 - 2017 Adopted Budget	2017 - 2018 Proposed Final Budget
	1100	General - Unrestricted					17A	17AB	17B	18B
	5200	General - Unrestricted - Food Services								
	1410	General - Unrestricted - FR Residence Hall								

FEATHER RIVER COMMUNITY COLLEGE DISTRICT

2017/2018 PROPOSED FINAL BUDGET

JULY 1, 2017 THROUGH JUNE 30, 2018

RESTRICTED GENERAL FUND

SUMMARY AND DETAIL

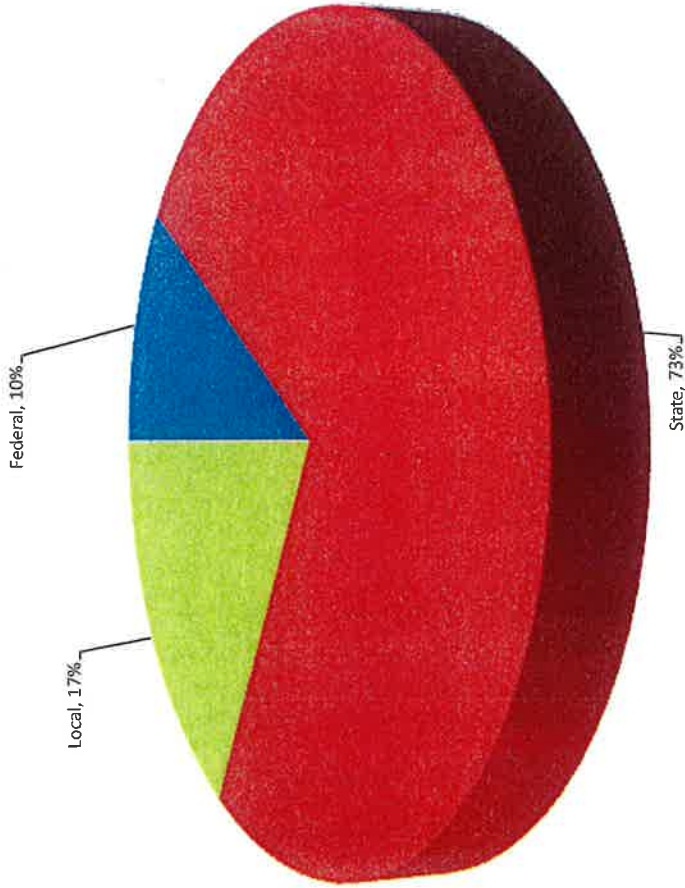
**FEATHER RIVER COMMUNITY COLLEGE DISTRICT
2017/2018 PROPOSED FINAL BUDGET**

RESTRICTED GENERAL FUND SUMMARY

	2013/14 FINAL ACTUAL	2014/2015 FINAL ACTUAL	2015/2016 FINAL ACTUAL	2016/2017 ACTUAL As of Aug 2017	2016/2017 ACCOUNTED BUDGET As of Aug 2017	2016/2017 ADOPTED BUDGET	2017/2018 PROPOSED FINAL BUDGET
ACCT							
	<u>REVENUES</u>						
8000	\$ 2,801,481	\$ 3,760,617	\$ 4,675,392	\$ 6,711,184	\$ 9,128,405	\$ 6,889,977	\$ 5,759,752
	TOTAL REVENUES	\$ 2,801,481	\$ 3,760,617	\$ 4,675,392	\$ 6,711,184	\$ 6,889,977	\$ 5,759,752
	<u>EXPENDITURES</u>						
1000	\$ 94,330	\$ 107,280	\$ 191,410	\$ 196,385	\$ 205,252	\$ 121,491	\$ 164,789
2000	950,328	1,037,967	1,271,529	1,348,805	1,714,855	1,521,894	1,377,739
3000	378,173	410,851	502,811	572,060	698,990	568,822	633,595
4000	262,079	459,930	356,506	334,937	646,435	565,133	671,490
5000	798,063	1,253,251	1,809,881	3,102,911	3,998,647	2,989,976	2,038,606
6000	216,363	343,846	301,491	932,266	1,419,868	763,481	606,501
7000	102,145	147,493	241,764	223,820	444,358	359,180	267,030
	TOTAL EXPENDITURES	\$ 2,801,481	\$ 3,760,617	\$ 4,675,392	\$ 6,711,184	\$ 6,889,977	\$ 5,759,752

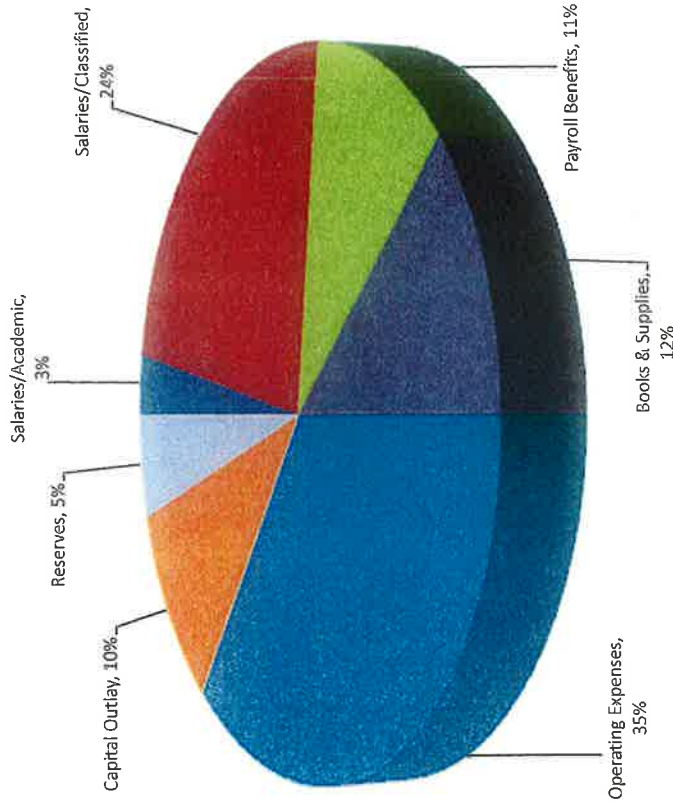
FEATHER RIVER COMMUNITY COLLEGE DISTRICT

**Rerestricted General Fund
Revenues 2017-18 Proposed Final Budget**



Prior Year Adopted Budget: Federal 20%, State 67%, Local 13%

**Rerestricted General Fund
Expenditures 2017-18 Proposed Final Budget**



Prior Year Adopted Budget: Salaries/Academic 2%, Salaries Classified 22%, Payroll Benefits 8%, Books & Supplies 8%, Operating Expenses 44%, Capital Outlay 11%, Reserves 5%

RESTRICTED GENERAL FUND - 2017-18 PROPOSED FINAL BUDGET

Account Codes 8000 - Sorted by Type of Revenue

Funds included: 1200

General - Restricted

Fund	Organization		Account		Program Code	Program Title	2016 - 2017		2016 - 2017		2017 - 2018	
	Code	Organization Title	Code	Account Title			Actual Revenues	Accounted Budget	Adopted Budget	Proposed Final Budget		
						16A	17AB	17B	18B			
1200	30240	Federal Work Study	8120	Higher Education Act	646000	Financial Aid Administration	\$ 26,049.09	\$ 26,815	\$ 26,815	\$ -		
1200	30510	TRIO Y-1 Student Support Serv	8121	TRIO SSS Revenue	649200	TRIO Student Services	35,164.08	42,641	48,891	-		
1200	30520	TRIO Y-2 Student Support Serv	8121	TRIO SSS Revenue	649200	TRIO Student Services	189,345.03	237,584	247,584	55,716		
1200	30530	TRIO Y-3 Student Support Serv	8121	TRIO SSS Revenue	649200	TRIO Student Services	-	-	-	255,011		
1200	30825	TRIO Y-4 Upward Bound	8122	TRIO UB Revenue	649200	TRIO Student Services	63,024.99	62,905	53,645	-		
1200	30830	TRIO Y-5 Upward Bound	8122	TRIO UB Revenue	649200	TRIO Student Services	196,056.90	257,500	250,000	50,000		
1200	30850	TRIO Y-1 Talent Search	8123	TRIO TS Revenue	649200	TRIO Student Services	193,691.73	240,000	240,000	46,958		
1200	30870	TRIO Y-5 Talent Search	8123	TRIO TS Revenue	649200	TRIO Student Services	42,999.28	42,999	42,999	-		
1200	30260	TANF	8140	TANF	649100	TANF	11,742.39	14,853	24,370	26,369		
1200	31080	SFAA - Student Fin Aid Admin	8154	SFAA Revenue	646000	Financial Aid Administration	107,728.38	109,006	106,000	105,194		
1200	31010	Administrative Allowance	8155	Administrative Allowance	646000	Financial Aid Administration	2,982.01	3,000	3,000	2,000		
1200	20700	VTEA Interdisciplinary	8171	Vocational Education Revenue	499900	Other Interdisciplinary Studies	46,373.89	46,994	46,994	59,607		
1200	20040	C.C.A.O.E.-Occupation Devel	8193	Other Federal Revenue	602000	Course and Curriculum Developm	5,000.00	5,914	5,914	5,644		
1200	24150	Child Dev Training Consortium PartB	8193	Other Federal Revenue	130500	Child Develop/Early Care and Ed	46,114.21	5,000	-	19,158		
1200	30134	SAMHSA Campus Suicide Prevention	8193	Other Federal Revenue	649000	Miscellaneous Student Services	57,135.30	65,272	-	57,138		
1200	30910	Workability	8197	Workability III Funding	649000	Miscellaneous Student Services	57,135.30	57,138	57,138	682,795		
				Total Federal Revenue			\$ 1,023,407.28	\$ 1,217,621	\$ 1,153,350	\$ 49,726	\$ 28,000	\$ 181,000
1200	31210	EOPS Part A	8622	EOPS Revenue	643100	EOPS A	-	25,860	125,224	14,771	35,533	166,678
1200	31220	EOPS Part B	8622	EOPS Revenue	643200	EOPS B	243,753.12	164,815	163,929	41,186	119,644	8,038
1200	31230	EOPS Part C	8622	EOPS Revenue	643300	EOPS C	-	53,858	177,339	33,520	59,574	8,038
1200	30920	DSPS	8623	DSPS Revenue	642000	DSPS	177,226.64	177,339	163,929	41,186	119,644	8,038
1200	30230	CARE	8624	CARE Revenue	643500	CARE	25,535.52	33,520	41,186	119,644	8,038	90,000
1200	30210	CalWORKs	8627	CalWORKs Revenue	649000	Miscellaneous Student Services	55,458.70	59,574	119,644	8,038	90,000	15,977
1200	80160	TTIP TCO Carryover	8628	TTIP/Telecom Revenue	678100	TTIP TCO	-	8,038	8,038	100,000	109,716	58,350
1200	20020	Basic Skills	8629	Other General Categorical Programs	602000	Course and Curriculum Developm	74,023.01	90,000	90,000	418,958	-	-
1200	20025	Basic Skills Carryover	8629	Other General Categorical Programs	602000	Course and Curriculum Developm	24,004.00	24,004	24,004	316,648	-	-
1200	20030	IELM Block Grant	8629	Other General Categorical Programs	499900	Other Interdisciplinary Studies	101,163.18	123,711	123,711	773,016	-	-
1200	20031	IELM Block Grant Carryover	8629	Other General Categorical Programs	499900	Other Interdisciplinary Studies	51,365.31	109,716	100,000	437,094	-	-
1200	20956	SB 10-70 Y2	8629	Other General Categorical Programs	499900	Other Interdisciplinary Studies	-	547,212	418,958	525,440	-	-
1200	29420	Adult Education Grant	8629	Other General Categorical Programs	499900	Other Interdisciplinary Studies	316,648.34	316,648	316,648	22,548	-	-
1200	29421	AEBG Accountability Grant	8629	Other General Categorical Programs	499900	Other Interdisciplinary Studies	101,163.18	123,711	123,711	174,481	-	-
1200	29422	Adult Education Grant Year 2	8629	Other General Categorical Programs	499900	Other Interdisciplinary Studies	612,192.74	773,016	773,016	773,016	-	-
1200	29423	Adult Education Grant Year 3	8629	Other General Categorical Programs	499900	Other Interdisciplinary Studies	-	-	-	437,094	-	-
1200	30120	SSSP	8629	Other General Categorical Programs	632000	Matriculation and Student Assessr	175,491.71	525,440	185,000	336,000	-	-
1200	30121	SSSP Carryover	8629	Other General Categorical Programs	632000	Matriculation and Student Assessr	181,400.20	181,401	185,000	250,000	-	-
1200	30190	Student Equity	8629	Other General Categorical Programs	649000	Miscellaneous Student Services	86,309.57	250,000	250,000	159,000	-	-
1200	30191	Student Equity Carryover	8629	Other General Categorical Programs	649000	Miscellaneous Student Services	116,060.02	116,117	110,000	86,431	-	-
1200	50200	Equal Employment Opportunity	8629	Other General Categorical Programs	673100	Miscellaneous Student Services	28,241.83	63,920	63,920	100,000	-	-
1200	62300	Block Grant - Maint & Repairs	8629	Other General Categorical Programs	651000	Building Maintenance and Repairs	73,228.43	131,213	131,213	100,000	-	-
1200	62350	Block Grant - Maint & Repair C/O	8629	Other General Categorical Programs	651000	Building Maintenance and Repairs	37,879.94	37,900	37,900	48,000	-	-

RESTRICTED GENERAL FUND - 2017-18 PROPOSED FINAL BUDGET

Account Codes 8000 - Sorted by Type of Revenue

Funds included:		1200		General - Restricted		2016 - 2017		2016 - 2017		2017 - 2018	
Organization Code	Organization Title	Account Code	Account Title	Program Code	Program Title	Actual Revenues	16A	Accounted Budget	17B	Adopted Budget	Proposed Final Budget
						16A	17AB	17B	18B		
1200	20035	8659	Other Reimbursable Categorical	010100	Agriculture Technology and Scienc	7,904.08	7,933	7,933	-	-	-
1200	20956	8659	Other Reimbursable Categorical	499900	Other Interdisciplinary Studies	541,426.28	-	-	-	-	-
1200	20961	8659	Other Reimbursable Categorical	499900	Other Interdisciplinary Studies	99,997.29	100,000	100,000	-	-	-
1200	20963	8659	Other Reimbursable Categorical	499900	Other Interdisciplinary Studies	198,464.17	200,000	200,000	-	-	-
1200	20964	8659	Other Reimbursable Categorical	499900	Other Interdisciplinary Studies	8,350.30	100,000	-	-	-	91,649
1200	20965	8659	Other Reimbursable Categorical	499900	Other Interdisciplinary Studies	-	-	-	-	-	200,000
1200	20980	8659	Other Reimbursable Categorical	499900	Other Interdisciplinary Studies	37,303.92	103,023	-	-	-	103,023
1200	20990	8659	Other Reimbursable Categorical	499900	Other Interdisciplinary Studies	43,121.50	171,616	-	-	-	134,312
1200	29346	8659	Other Reimbursable Categorical	649900	Other Student Services	402,022.76	402,027	-	-	-	-
1200	29350	8659	Other Reimbursable Categorical	684000	Economic Development	231.33	2,557	251,724	-	-	-
1200	63600	8659	Other Reimbursable Categorical	659000	Other Ops and Maintenance of Plc	6,664.07	29,526	2,557	-	-	2,325
1200	63650	8659	Other Reimbursable Categorical	659000	Other Ops and Maintenance of Plc	-	21,424	29,526	-	-	22,861
1200	63660	8659	Other Reimbursable Categorical	659000	Other Ops and Maintenance of Plc	-	21,424	21,424	-	-	21,424
1200	63670	8659	Other Reimbursable Categorical	659000	Other Ops and Maintenance of Plc	-	59,541	59,541	-	-	59,541
1200	63680	8659	Other Reimbursable Categorical	659000	Other Ops and Maintenance of Plc	-	-	-	-	-	40,000
1200	20650	8681	State Lottery Proceeds	499900	Other Interdisciplinary Studies	61,555.61	154,741	154,741	-	-	209,883
1200	10410	8699	Other State Revenues	671000	Community Relations	1,199.00	15,000	-	-	-	13,801
1200	22510	8699	Other State Revenues	010100	Agriculture Technology and Scienc	300,000.00	350,000	350,000	-	-	-
1200	23100	8699	Other State Revenues	011510	Parks and Outdoor Recreation	24,035.58	24,060	-	-	-	-
1200	24200	8699	Other State Revenues	130500	Child Develop/Early Care and Ed	262.15	1,004	-	-	-	21,660
			Total State Revenue			\$ 4,112,520.30	\$ 5,599,502	\$ 4,761,428	\$	4,271,851	2,023
1200	20070	8872	Community Services Classes	682000	Community Services Classes	4,045.67	6,990	5,277	-	-	-
1200	30010	8872	Community Services Classes	682000	Community Services Classes	5,106.51	6,990	-	-	-	-
1200	20800	8878	Insurance	659800	Hatchery	679.59	7,162	7,162	-	-	-
1200	40990	8878	Insurance	677200	Insurance/Safety W/C	4,133.00	4,133	-	-	-	-
1200	64440	8878	Insurance	659000	Other Ops and Maintenance of Plc	75,506.93	75,508	80,000	-	-	-
1200	30145	8881	Pking Services and Public Transport	649000	Miscellaneous Student Services	-	61,000	61,000	-	-	-
1200	63000	8881	Pking Services and Public Transport	695000	Parking	44,774.95	50,000	50,000	-	-	50,000
1200	24750	8885	Other Student Fees & Charges	130630	Culinary Arts	675.00	1,000	-	-	-	-
1200	40030	8885	Other Student Fees & Charges	649900	Other Student Services	2,887.72	12,000	12,000	-	-	-
1200	20037	8890	Career Pathways Ag Science Improvnm	010100	Agriculture Technology and Scienc	34,075.53	35,939	35,939	-	-	-
1200	20810	8890	CTE Data Unlocked Grant	615000	Academic Information Systems	7,323.43	50,000	-	-	-	42,676
1200	20975	8890	Greenhouse Account	689000	Other Community Svcs and Eco De	1,358.60	1,500	-	-	-	-
1200	24750	8890	Culinary Arts	130630	Culinary Arts	3,148.50	5,000	-	-	-	-
1200	25200	8890	Equine Studies Instructional	010240	Equine Science	53,450.45	182,600	107,600	-	-	-
1200	25200	8890	Equine Studies Horse Boarding	010240	Equine Science	-	-	-	-	-	162,600
1200	25520	8890	Rodeo Boarding Fees	010240	Equine Science	4,668.94	25,815	25,815	-	-	2,000
1200	29510	8890	Go Teach Adult Education Mini-Grant	130500	Child Develop/Early Care and Ed	46,106.79	46,111	-	-	-	-
1200	30010	8890	Community Service Classes	682000	Community Services Classes	-	-	-	-	-	-
1200	30112	8890	FRC Climbing Wall Rest.	681000	Community Recreation	397.79	850	-	-	-	-

RESTRICTED GENERAL FUND - 2017-18 PROPOSED FINAL BUDGET

Account Codes 8000 - Sorted by Type of Revenue

Funds included:

1200

General - Restricted

Fund	Organization Code	Organization Title	Account Code	Account Title	Program Code	Program Title	2016 - 2017 Actual Revenues	2016 - 2017 Accounted Budget	2016 - 2017 Adopted Budget	2017 - 2018 Proposed Final Budget
							16A	17A-B	17B	18B
1200	30132	Truth Initiative: Smoking Cessation	8890	Other Local Revenue	649000	Miscellaneous Student Services	2,245.00	3,793	-	-
1200	30218	Mt. Methodist Children's Center	8890	Other Local Revenue	649000	Miscellaneous Student Services	3,988.45	-	-	-
1200	30246	GED Mini-Grant	8890	Other Local Revenue	639000	Other Student Counseling and Gui	3,048.92	6,737	6,737	-
1200	30630	Early Head Start Partnership Grant	8890	Other Local Revenue	692000	Child Development Centers	60,617.76	163,523	-	-
1200	30631	EHS Training & Tech Asst.	8890	Other Local Revenue	692000	Child Development Centers	3,516.54	4,709	-	-
1200	30632	EHS Start Up Funding OTF	8890	Other Local Revenue	692000	Child Development Centers	4,194.49	23,496	-	-
1200	30633	EHS Supplemental Funding	8890	Other Local Revenue	692000	Child Development Centers	5,760	-	-	-
1200	30950	Mental Health Campus Center	8890	Other Local Revenue	644000	Health Services	60,403.87	142,500	1,350	167,932
1200	31020	Cash for College Working Funds	8890	Other Local Revenue	649500	Other Student Services	894.30	1,350	1,350	-
1200	35100	FRRH Student Activities	8890	Other Local Revenue	697000	Other Student Services	1,729.47	2,430	-	-
1200	36350	Meadow Apt. One Time Funding	8890	Other Local Revenue	697000	Student Housing	5,703.46	5,704	28,200	-
1200	36550	Plumas Pines One Time Funding	8890	Other Local Revenue	697000	Student Housing	311,575.99	368,682	263,255	57,102
1200	40650	BOT Reserve/Forest Receipts	8890	Other Local Revenue	729000	Other Financing	574,004.80	605,127	-	-
1200	61500	Canyon Complex Repairs	8890	Other Local Revenue	659000	Other Ops and Maintenance of Pl	-	-	4,104	-
1200	70150	Athletics Title IX Compliance	8890	Other Local Revenue	083500	Physical Education	6,778.50	34,000	34,000	45,000
1200	71020	Athl Su Camps: Football	8890	Other Local Revenue	083510	Physical Fitness and Body Mvmt	-	69,615	69,615	69,615
1200	71040	Athl Fundrsng: Football	8890	Other Local Revenue	083510	Intercollegiate Athletics	1,164.03	10,000	10,000	10,000
1200	72020	Athl Su Camps: Volleyball	8890	Other Local Revenue	083510	Physical Fitness and Body Mvmt	13,831.40	16,133	13,630	16,133
1200	72040	Athl Fundrsng: Volleyball	8890	Other Local Revenue	083550	Intercollegiate Athletics	8,966.25	14,500	14,500	14,500
1200	72440	Athl Fundrsng: Sand Volleyball	8890	Other Local Revenue	083550	Intercollegiate Athletics	7,602.30	10,000	10,000	1,000
1200	73030	Baseball Summer Clinics	8890	Other Local Revenue	083510	Physical Fitness and Body Mvmt	1,321.12	1,400	-	5,000
1200	73040	Athl Fundrsng: Baseball	8890	Other Local Revenue	083550	Intercollegiate Athletics	22,340.38	35,000	35,000	35,000
1200	74020	Athl Su Camps: Mens Basketball	8890	Other Local Revenue	083510	Physical Fitness and Body Mvmt	5,955.87	20,000	20,000	20,000
1200	74040	Athl Fundrsng: Mens Basketball	8890	Other Local Revenue	083550	Intercollegiate Athletics	2,866.63	6,650	6,650	6,650
1200	75020	Athl Su Camps: Woms Basketball	8890	Other Local Revenue	083510	Physical Fitness and Body Mvmt	1,273.43	11,575	11,575	11,575
1200	75040	Athl Fundrsng: Woms Basketball	8890	Other Local Revenue	083550	Intercollegiate Athletics	1,813.98	6,000	6,000	7,000
1200	76030	Mens Soccer Clinics	8890	Other Local Revenue	083510	Physical Fitness and Body Mvmt	770.64	3,000	3,000	3,000
1200	76040	Athl Fundrsng: Mens Soccer	8890	Other Local Revenue	083550	Intercollegiate Athletics	7,633.57	10,700	10,700	10,700
1200	77040	Athl Fundrsng: Womens Soccer	8890	Other Local Revenue	083550	Intercollegiate Athletics	5,342.68	8,600	8,600	8,600
1200	78040	Athl Fundrsng: Softball	8890	Other Local Revenue	083550	Intercollegiate Athletics	3,235.63	11,000	11,000	11,000
1200	79040	Athl Fundrsng: Womens Track/CC	8890	Other Local Revenue	083550	Intercollegiate Athletics	-	-	-	1,000
1200	63000	Parking	8892	Parking Fines	695000	Parking	12,975.00	18,000	18,000	18,000
		Total Local Revenue					\$ 1,424,133.66	\$ 2,191,282	\$ 975,199	\$ 778,106
1200	36550	Plumas Pines One Time Funding	8981	Incoming Transfers - Intrafund	697000	Student Housing	120,000.00	120,000	-	-
1200	40050	BOT Reserve/Forest Receipts	8981	Incoming Transfers - Intrafund	729000	Other Financing	31,122.87	-	-	-
1200	50900	CSEA Educational Fund	8981	Incoming Transfers - Intrafund	675000	Staff Development	-	-	-	-
		Total Incoming Transfers - Intrafund					\$ 151,122.87	\$ 120,000	\$ -	\$ 5,000
1200	25200	Equine Studies Horse Boarding	8990	Beginning Fund Balance	010240	Equine Science	-	-	-	5,000
1200	25520	Rodeo Boarding Fees	8990	Beginning Fund Balance	010240	Equine Science	-	-	-	20,000
		Total Beginning Fund Balance Revenue					\$ -	\$ -	\$ -	\$ 22,000

RESTRICTED GENERAL FUND - 2017-18 PROPOSED FINAL BUDGET

Account Codes 8000 - Sorted by Type of Revenue

Funds included:		1200		General - Restricted						
Fund	Organization Code	Organization Title	Account Code	Account Title	Program Code	Program Title	2016 - 2017 Actual Revenues	2016 - 2017 Accounted Budget	2016 - 2017 Adopted Budget	2017 - 2018 Proposed Final Budget
							16A	17AB	17B	18B
							\$ 6,711,184.31	\$ 9,128,405	\$ 6,889,977	\$ 5,759,752
						Grand Total				

RESTRICTED GENERAL FUND - 2017-18 PROPOSED FINAL BUDGET

Account Codes 1000 through 7000 - Sorted by Organization Code

Funds Included:		1200		General - Restricted		2016 - 2017		2016 - 2017		2017 - 2018	
Organization Code	Organization Title	Account Code	Account Title	Program Code	Program Title	Actual Expenses	Adopted Budget	Accounted Budget	Adopted Budget	Final Budget	
						17ACT	17ADB	17ACB	17ADB	18ADB	
1200	10410	5050	Consultants & Contracts	671000	Community Relations	\$ -	\$ -	\$ 12,000	\$ -	\$ 11,501	
1200	10410	5940	Publishing Services	671000	Community Relations	1,199.00	-	3,000	-	-	
	10410 Total					\$ 1,199.00	\$ -	\$ 15,000	\$ -	\$ 11,501	
1200	20020	2210	Instructional Aides; Salary	602000	Course and Curriculum Development	\$ -	\$ -	\$ 47,024	\$ 45,542	\$ 50,000	
1200	20020	3000	Payroll Benefits	602000	Course and Curriculum Development	6,530.62	-	27,000	24,878	34,000	
1200	20020	3221	PERS Classified Other	602000	Course and Curriculum Development	2,918.60	-	-	-	-	
1200	20020	3321	FICA Classified Other	602000	Course and Curriculum Development	682.57	-	-	-	-	
1200	20020	3341	Medicare Classified Other	602000	Course and Curriculum Development	15,719.32	-	-	-	-	
1200	20020	3421	Health Classified Other	602000	Course and Curriculum Development	23.55	-	-	-	-	
1200	20020	3521	Unemployment Classified Other	602000	Course and Curriculum Development	1,124.85	-	-	-	-	
1200	20020	3621	Workers Comp Classified Other	602000	Course and Curriculum Development	-	4,000	-	-	-	
1200	20020	4110	Books	602000	Course and Curriculum Development	-	3,000	396	4,000	2,500	
1200	20020	4310	Instructional Supplies	602000	Course and Curriculum Development	-	3,000	3,000	3,000	1,000	
1200	20020	4325	Non-Instructional Supplies	602000	Course and Curriculum Development	-	2,000	2,000	2,000	989	
1200	20020	5100	Employee Travel Expenses	602000	Course and Curriculum Development	-	3,474	3,474	3,474	700	
1200	20020	5102	Faculty Professional Development	602000	Course and Curriculum Development	-	4,053	4,053	4,053	-	
1200	20020	6410	Instructional Equipment	602000	Course and Curriculum Development	-	3,053	3,053	3,053	811	
	20020 Total					\$ 74,023.01	\$ 90,000	\$ 90,000	\$ 90,000	\$ 90,000	
1200	20025	2210	Instructional Aides; Salary	602000	Course and Curriculum Development	-	7,574	-	-	-	
1200	20025	3000	Payroll Benefits	602000	Course and Curriculum Development	1,987.58	-	8,331	-	-	
1200	20025	3221	PERS Classified Other	602000	Course and Curriculum Development	887.32	-	-	-	-	
1200	20025	3321	FICA Classified Other	602000	Course and Curriculum Development	207.52	-	-	-	-	
1200	20025	3341	Medicare Classified Other	602000	Course and Curriculum Development	4,898.14	-	-	-	-	
1200	20025	3421	Health Classified Other	602000	Course and Curriculum Development	7.14	-	-	-	-	
1200	20025	3521	Unemployment Classified Other	602000	Course and Curriculum Development	342.31	-	-	-	-	
1200	20025	3621	Workers Comp Classified Other	602000	Course and Curriculum Development	1,362.49	2,570	1,361	2,570	-	
1200	20025	4310	Instructional Supplies	602000	Course and Curriculum Development	-	24,004	24,004	24,004	15,977	
1200	20030	6120	Site Improvements	499900	Other Interdisciplinary Studies	-	50,000	50,000	50,000	50,000	
1200	20030	6300	Library Books	499900	Other Interdisciplinary Studies	6,772.34	7,500	7,500	7,500	7,500	
1200	20030	6410	Instructional Equipment	499900	Other Interdisciplinary Studies	21,156.09	20,000	7,066	20,000	10,000	
	20030 Total					\$ 51,365.31	\$ 100,000	\$ 109,716	\$ 100,000	\$ 109,716	
1200	20031	4310	Instructional Supplies	499900	Other Interdisciplinary Studies	-	-	-	-	26,563	
1200	20031	6120	Site Improvements	499900	Other Interdisciplinary Studies	-	-	-	-	7,500	
1200	20031	6300	Library Books	499900	Other Interdisciplinary Studies	-	-	-	-	294	
1200	20031	6410	Instructional Equipment	499900	Other Interdisciplinary Studies	-	-	-	-	23,993	
	20031 Total					\$ -	\$ -	\$ -	\$ -	\$ 58,350	
1200	20035	4325	Non-Instructional Supplies	010100	Agriculture Technology and Sciences	598.82	600	600	600	-	
1200	20035	6120	Site Improvements	010100	Agriculture Technology and Sciences	7,305.26	7,333	7,333	7,333	-	

RESTRICTED GENERAL FUND - 2017-18 PROPOSED FINAL BUDGET

Account Codes 1000 through 7000 - Sorted by Organization Code

Funds included: 1200 General - Restricted

Fund	Organization Code	Organization Title	Account Code	Account Title	Program Code	Program Title	2016 - 2017		2016 - 2017		2017 - 2018	
							Actual Expenses	17ACT	Accounted Budget	17ACB	Adopted Budget	17ADB
1200	10410	PIO BS Pilot Marketing & Outreach	5050	Consultants & Contracts	671000	Community Relations	\$ -	\$ 12,000	\$ -	\$ -	\$ 13,801	
	20035 Total						\$ 7,904.08	\$ 7,933	\$ 7,933	\$ 7,933	\$ -	
1200	20037	Career Pathways Ag Science Improvrmn	4310	Instructional Supplies	010100	Agriculture Technology and Sciences	\$ 5,140.68	\$ 7,000	\$ 7,000	\$ 7,000	\$ -	
1200	20037	Career Pathways Ag Science Improvrmn	5050	Consultants & Contracts	010100	Agriculture Technology and Sciences	4,000.00	4,000	4,000	4,000	-	
1200	20037	Career Pathways Ag Science Improvrmn	6410	Instructional Equipment	010100	Agriculture Technology and Sciences	24,934.85	24,939	24,939	24,939	-	
	20037 Total						\$ 34,075.53	\$ 35,939	\$ 35,939	\$ 35,939	\$ -	
1200	20040	C.C.C.A.O.E.-Occupation Devel	5100	Employee Travel Expenses	602000	Course and Curriculum Development	\$ -	\$ 3,707	\$ 3,707	\$ 3,707	\$ 3,500	
1200	20040	C.C.C.A.O.E.-Occupation Devel	7910	Contingency Appropriation	602000	Course and Curriculum Development	-	2,207	2,207	2,207	2,144	
	20040 Total						\$ -	\$ 5,914	\$ 5,914	\$ 5,914	\$ 5,644	
1200	20070	Community Service - On Line Ed	4325	Non-Instructional Supplies	682000	Community Services Classes	-	675	675	675	600	
1200	20070	Community Service - On Line Ed	5050	Consultants & Contracts	682000	Community Services Classes	1,250.00	2,000	2,000	2,000	-	
1200	20070	Community Service - On Line Ed	5103	Classified Professional Develop	682000	Community Services Classes	86.98	87	87	500	-	
1200	20070	Community Service - On Line Ed	6410	Instructional Equipment	682000	Community Services Classes	2,708.69	2,928	2,928	-	-	
1200	20070	Community Service - On Line Ed	7910	Contingency Appropriation	682000	Community Services Classes	-	-	-	2,102	1,423	
	20070 Total						\$ 4,045.67	\$ 5,690	\$ 5,277	\$ 5,277	\$ 2,023	
1200	20650	Lottery Funds Inst Mat Carryover	4310	Instructional Supplies	499900	Other Interdisciplinary Studies	\$ 51,469.81	\$ 137,220	\$ 142,555	\$ 142,555	\$ 197,697	
1200	20650	Lottery Funds Inst Mat Carryover	5055	Online Contract Service	499900	Other Interdisciplinary Studies	10,085.80	10,086	10,086	4,751	4,751	
1200	20650	Lottery Funds Inst Mat Carryover	6410	Instructional Equipment	499900	Other Interdisciplinary Studies	-	2,435	2,435	2,435	2,435	
1200	20650	Lottery Funds Inst Mat Carryover	6420	Software exceeding \$750	499900	Other Interdisciplinary Studies	-	5,000	5,000	-	-	
1200	20650	Lottery Funds Inst Mat Carryover	6420	Software exceeding \$751	499900	Other Interdisciplinary Studies	-	-	-	5,000	5,000	
	20650 Total						\$ 61,555.61	\$ 154,741	\$ 154,741	\$ 154,741	\$ 209,883	
1200	20700	VTEA Interdisciplinary	1210	Non-Inst Academic Admin Salary	499900	Other Interdisciplinary Studies	\$ 1,775.00	\$ 1,775	\$ 1,775	\$ 1,775	\$ 2,364	
1200	20700	VTEA Interdisciplinary	3000	Payroll Benefits	499900	Other Interdisciplinary Studies	-	528	528	528	616	
1200	20700	VTEA Interdisciplinary	3130	STRS Academic Admin	499900	Other Interdisciplinary Studies	223.32	-	-	-	-	
1200	20700	VTEA Interdisciplinary	3342	Medicare Academic Admin	499900	Other Interdisciplinary Studies	25.85	-	-	-	-	
1200	20700	VTEA Interdisciplinary	3430	Health Academic Admin	499900	Other Interdisciplinary Studies	215.07	-	-	-	-	
1200	20700	VTEA Interdisciplinary	3530	Unemployment Acad. Admin	499900	Other Interdisciplinary Studies	0.85	-	-	-	-	
1200	20700	VTEA Interdisciplinary	3630	Workers Comp Acad Admin	499900	Other Interdisciplinary Studies	62.91	-	-	-	-	
1200	20700	VTEA Interdisciplinary	4310	Instructional Supplies	499900	Other Interdisciplinary Studies	13,051.61	13,657	13,657	13,932	23,000	
1200	20700	VTEA Interdisciplinary	5055	Online Contract Service	499900	Other Interdisciplinary Studies	3,718.43	3,721	3,721	-	-	
1200	20700	VTEA Interdisciplinary	6410	Instructional Equipment	499900	Other Interdisciplinary Studies	27,300.85	27,313	27,313	30,759	33,627	
	20700 Total						\$ 46,373.89	\$ 46,994	\$ 46,994	\$ 46,994	\$ 59,607	
1200	20800	Hatchery Restocking	4325	Non-Instructional Supplies	655800	Hatchery	\$ 679.59	\$ 970	\$ 970	\$ 970	\$ -	
1200	20800	Hatchery Restocking	7910	Contingency Appropriation	655800	Hatchery	-	6,192	6,192	6,192	-	
	20800 Total						\$ 679.59	\$ 7,162	\$ 7,162	\$ 7,162	\$ -	
1200	20810	CTE Data Unlocked Grant	5050	Consultants & Contracts	615000	Academic Information Systems	-	50,000	50,000	-	42,676	
	20810 Total						\$ 7,323.43	\$ 50,000	\$ 50,000	\$ -	\$ 42,676	
1200	20956	SB 10-70 Y2	1240	Non-Inst Certificated Other	499900	Other Interdisciplinary Studies	\$ 7,323.43	\$ 50,000	\$ 50,000	\$ -	\$ -	
1200	20956	SB 10-70 Y2	2110	Classified Administration Salary	499900	Other Interdisciplinary Studies	\$ 4,500.00	\$ 4,500	\$ 4,500	\$ -	\$ -	
	20956 Total						\$ 62,000.04	\$ 62,001	\$ 62,001	\$ 30,590	\$ -	

RESTRICTED GENERAL FUND - 2017-18 PROPOSED FINAL BUDGET

Account Codes 1000 through 7000 - Sorted by Organization Code

Funds included:		1200		General - Restricted		2016 - 2017		2016 - 2017		2016 - 2017		2017 - 2018	
Organization Code	Organization Title	Account Code	Account Title	Program Code	Program Title	Actual Expenses	17ACT	Accounted Budget	17ACB	Adopted Budget	17ADB	Proposed Final Budget	18ADB
1200	10410	5050	Consultants & Contracts	671000	Community Relations	\$	\$	12,000	\$	\$	\$	13,801	
1200	20956	2125	Short Term Sub / Hrly Temp	499900	Other Interdisciplinary Studies	3,438.41		3,438		2,250			
1200	20956	3000	Payroll Benefits	499900	Other Interdisciplinary Studies			32,072		15,970			
1200	20956	3221	PERS Classified Other	499900	Other Interdisciplinary Studies	9,088.13							
1200	20956	3310	FICA Instructional	499900	Other Interdisciplinary Studies	279.12							
1200	20956	3321	FICA Classified Other	499900	Other Interdisciplinary Studies	4,059.56							
1200	20956	3330	Medicare Instructional	499900	Other Interdisciplinary Studies	65.27							
1200	20956	3341	Medicare Classified Other	499900	Other Interdisciplinary Studies	949.43							
1200	20956	3421	Health Classified Other	499900	Other Interdisciplinary Studies	15,922.41							
1200	20956	3510	Unemployment Instructional	499900	Other Interdisciplinary Studies	2.25							
1200	20956	3521	Unemployment Classified Other	499900	Other Interdisciplinary Studies	32.68							
1200	20956	3610	Workers Comp Instructional	499900	Other Interdisciplinary Studies	107.64							
1200	20956	3621	Workers Comp Classified Other	499900	Other Interdisciplinary Studies	1,565.32				2,000			
1200	20956	4325	Non-Instructional Supplies	499900	Other Interdisciplinary Studies	125.83		523					
1200	20956	5050	Consultants & Contracts	499900	Other Interdisciplinary Studies	386,296.16		392,083		320,000			
1200	20956	5076	Maintenance Contracts	499900	Other Interdisciplinary Studies	112.95							
1200	20956	5100	Employee Travel Expenses	499900	Other Interdisciplinary Studies	21,210.51		24,550		12,000			
1200	20956	5922	Indirect Costs	499900	Other Interdisciplinary Studies	31,670.57		28,045		36,148			
	20956 Total					\$ 541,426.28		\$ 547,212		\$ 418,958			
1200	20961	2110	Classified Administration Salary	499900	Other Interdisciplinary Studies					1,700			
1200	20961	2125	Short Term Sub / Hrly Temp	499900	Other Interdisciplinary Studies	343.37		344					
1200	20961	2310	Classified Administration Temp	499900	Other Interdisciplinary Studies	25,159.60		25,160					
1200	20961	3000	Payroll Benefits	499900	Other Interdisciplinary Studies			8,599		15,057			
1200	20961	3221	PERS Classified Other	499900	Other Interdisciplinary Studies	47.69							
1200	20961	3230	PERS Academic Admin	499900	Other Interdisciplinary Studies	3,494.15							
1200	20961	3321	FICA Classified Other	499900	Other Interdisciplinary Studies	21.29							
1200	20961	3341	FICA Academic Admin	499900	Other Interdisciplinary Studies	1,560.35							
1200	20961	3342	Medicare Classified Other	499900	Other Interdisciplinary Studies	4.97							
1200	20961	3343	Medicare Academic Admin	499900	Other Interdisciplinary Studies	364.92							
1200	20961	3430	Health Academic Admin	499900	Other Interdisciplinary Studies	2,482.31							
1200	20961	3521	Unemployment Classified Other	499900	Other Interdisciplinary Studies	0.17							
1200	20961	3530	Unemployment Acad. Admin	499900	Other Interdisciplinary Studies	12.60							
1200	20961	3621	Workers Comp Classified Other	499900	Other Interdisciplinary Studies	8.21							
1200	20961	3630	Workers Comp Acad Admin	499900	Other Interdisciplinary Studies	601.80							
1200	20961	4325	Non-Instructional Supplies	499900	Other Interdisciplinary Studies	513.57		514		500			
1200	20961	5050	Consultants & Contracts	499900	Other Interdisciplinary Studies	51,672.46		51,673		52,713			
1200	20961	5100	Employee Travel Expenses	499900	Other Interdisciplinary Studies	9,863.78		9,864		6,000			
1200	20961	5922	Indirect Costs	499900	Other Interdisciplinary Studies	3,846.05		3,846		3,846			
	20961 Total					\$ 99,997.29		\$ 100,000		\$ 100,000			
1200	20962	3321	FICA Classified Other	499900	Other Interdisciplinary Studies								
	20962 Total					\$ 0.01		\$		\$			

RESTRICTED GENERAL FUND - 2017-18 PROPOSED FINAL BUDGET

Account Codes 1000 through 7000 - Sorted by Organization Code

Funds included: 1200

General - Restricted

Fund	Organization Code	Organization Title	Account Code	Account Title	Program Code	Program Title	2016 - 2017 Actual Expenses 17ACT	2016 - 2017 Accounted Budget 17ACB	2016 - 2017 Adopted Budget 17ADB	2017 - 2018 Proposed Budget 18ADB
1200	20963	PIO BS Pilot Marketing & Outreach	5050	Consultants & Contracts	671000	Community Relations	\$ -	\$ 12,000	\$ -	\$ 13,801
1200	20962	WEDD Global Trade & Logistics Y2	3341	Medicare Classified Other	499900	Other Interdisciplinary Studies	0.01	-	-	-
1200	20962	WEDD Global Trade & Logistics Y2	3521	Unemployment Classified Other	499900	Other Interdisciplinary Studies	(0.01)	-	-	-
1200	20962	WEDD Global Trade & Logistics Y2	3621	Workers Comp Classified Other	499900	Other Interdisciplinary Studies	(0.01)	-	-	-
	20962 Total						\$ -	\$ -	\$ -	\$ -
1200	20963	WEDD Global Trade & Logistics Y3	1240	Non-Inst Certificated Other	499900	Other Interdisciplinary Studies	5,500.00	5,501	-	-
1200	20963	WEDD Global Trade & Logistics Y3	2110	Classified Administration Salary	499900	Other Interdisciplinary Studies	2,301.54	2,302	40,256	-
1200	20963	WEDD Global Trade & Logistics Y3	2120	Classified Salary	499900	Other Interdisciplinary Studies	-	-	16,356	-
1200	20963	WEDD Global Trade & Logistics Y3	2125	Short Term Sub / Hrly Temp	499900	Other Interdisciplinary Studies	2,305.17	1,967	-	-
1200	20963	WEDD Global Trade & Logistics Y3	2310	Classified Administration Temp	499900	Other Interdisciplinary Studies	35,223.44	35,224	-	-
1200	20963	WEDD Global Trade & Logistics Y3	3000	Payroll Benefits	499900	Other Interdisciplinary Studies	-	15,932	18,975	-
1200	20963	WEDD Global Trade & Logistics Y3	3220	PERS Classified Admin	499900	Other Interdisciplinary Studies	319.64	-	-	-
1200	20963	WEDD Global Trade & Logistics Y3	3221	PERS Classified Other	499900	Other Interdisciplinary Studies	320.15	-	-	-
1200	20963	WEDD Global Trade & Logistics Y3	3230	PERS Academic Admin	499900	Other Interdisciplinary Studies	4,891.81	-	-	-
1200	20963	WEDD Global Trade & Logistics Y3	3310	FICA Instructional	499900	Other Interdisciplinary Studies	341.00	-	-	-
1200	20963	WEDD Global Trade & Logistics Y3	3320	FICA Classified Admin	499900	Other Interdisciplinary Studies	135.10	-	-	-
1200	20963	WEDD Global Trade & Logistics Y3	3321	FICA Classified Other	499900	Other Interdisciplinary Studies	142.92	-	-	-
1200	20963	WEDD Global Trade & Logistics Y3	3322	FICA Academic Admin	499900	Other Interdisciplinary Studies	2,184.87	-	-	-
1200	20963	WEDD Global Trade & Logistics Y3	3330	Medicare Instructional	499900	Other Interdisciplinary Studies	79.75	-	-	-
1200	20963	WEDD Global Trade & Logistics Y3	3340	Medicare Classified Admin	499900	Other Interdisciplinary Studies	31.60	-	-	-
1200	20963	WEDD Global Trade & Logistics Y3	3341	Medicare Classified Other	499900	Other Interdisciplinary Studies	33.42	-	-	-
1200	20963	WEDD Global Trade & Logistics Y3	3342	Medicare Academic Admin	499900	Other Interdisciplinary Studies	510.97	-	-	-
1200	20963	WEDD Global Trade & Logistics Y3	3420	Health Classified Admin	499900	Other Interdisciplinary Studies	1,322.55	-	-	-
1200	20963	WEDD Global Trade & Logistics Y3	3430	Health Academic Admin	499900	Other Interdisciplinary Studies	4,362.54	-	-	-
1200	20963	WEDD Global Trade & Logistics Y3	3510	Unemployment Instructional	499900	Other Interdisciplinary Studies	2.75	-	-	-
1200	20963	WEDD Global Trade & Logistics Y3	3520	Unemployment Classified Admin	499900	Other Interdisciplinary Studies	1.09	-	-	-
1200	20963	WEDD Global Trade & Logistics Y3	3521	Unemployment Classified Other	499900	Other Interdisciplinary Studies	1.15	-	-	-
1200	20963	WEDD Global Trade & Logistics Y3	3530	Unemployment Acad. Admin	499900	Other Interdisciplinary Studies	17.64	-	-	-
1200	20963	WEDD Global Trade & Logistics Y3	3610	Workers Comp Instructional	499900	Other Interdisciplinary Studies	131.56	-	-	-
1200	20963	WEDD Global Trade & Logistics Y3	3620	Workers Comp Classified Admin	499900	Other Interdisciplinary Studies	52.12	-	-	-
1200	20963	WEDD Global Trade & Logistics Y3	3621	Workers Comp Classified Other	499900	Other Interdisciplinary Studies	55.15	-	-	-
1200	20963	WEDD Global Trade & Logistics Y3	3630	Workers Comp Acad Admin	499900	Other Interdisciplinary Studies	842.53	-	-	-
1200	20963	WEDD Global Trade & Logistics Y3	4325	Non-Instructional Supplies	499900	Other Interdisciplinary Studies	334.77	1,500	4,000	-
1200	20963	WEDD Global Trade & Logistics Y3	5050	Consultants & Contracts	499900	Other Interdisciplinary Studies	117,402.61	117,882	100,721	-
1200	20963	WEDD Global Trade & Logistics Y3	5076	Maintenance Contracts	499900	Other Interdisciplinary Studies	112.95	-	-	-
1200	20963	WEDD Global Trade & Logistics Y3	5100	Employee Travel Expenses	499900	Other Interdisciplinary Studies	11,870.14	12,000	12,000	-
1200	20963	WEDD Global Trade & Logistics Y3	5922	Indirect Costs	499900	Other Interdisciplinary Studies	7,633.24	7,692	7,692	-
	20963 Total						\$ 198,464.17	\$ 200,000	\$ 200,000	\$ 6,000
1200	20964	Global Trade and Logistics V4 100k	2110	Classified Administration Salary	499900	Other Interdisciplinary Studies	-	6,000	-	6,000
1200	20964	Global Trade and Logistics V4 100k	3000	Payroll Benefits	499900	Other Interdisciplinary Studies	-	1,300	-	1,300

RESTRICTED GENERAL FUND - 2017-18 PROPOSED FINAL BUDGET

Account Codes 1000 through 7000 - Sorted by Organization Code

Funds included:				2016 - 2017				2017 - 2018	
General - Restricted				1200				Proposed	
Fund	Organization Code	Organization Title	Account Code	Account Title	Program Code	Program Title	2016 - 2017 Actual Expenses	2016 - 2017 Adopted Budget	2017 - 2018 Proposed Final Budget
							17ACT	17ADB	18ADB
1200	10410	PIO BS Pilot Marketing & Outreach	5050	Consultants & Contracts	671000	Community Relations	\$ -	\$ -	\$ 13,801
1200	20964	Global Trade and Logistics Y4 100k	4325	Non-Instructional Supplies	499900	Other Interdisciplinary Studies	-	-	6,000
1200	20964	Global Trade and Logistics Y4 100k	5050	Consultants & Contracts	499900	Other Interdisciplinary Studies	8,029.13	-	68,824
1200	20964	Global Trade and Logistics Y4 100k	5100	Employee Travel Expenses	499900	Other Interdisciplinary Studies	6,000	-	6,000
1200	20964	Global Trade and Logistics Y4 100k	5922	Indirect Costs	499900	Other Interdisciplinary Studies	321.17	-	3,525
	20964 Total						\$ 8,350.30	\$ 100,000	\$ 91,649
1200	20965	Global Trade and Logistics Y5	1125	Inst Faculty Other	499900	Other Interdisciplinary Studies	-	-	6,000
1200	20965	Global Trade and Logistics Y5	2125	Short Term Sub / Hrly Temp	499900	Other Interdisciplinary Studies	-	-	18,534
1200	20965	Global Trade and Logistics Y5	2310	Classified Administration Temp	499900	Other Interdisciplinary Studies	-	-	67,391
1200	20965	Global Trade and Logistics Y5	3000	Payroll Benefits	499900	Other Interdisciplinary Studies	-	-	47,326
1200	20965	Global Trade and Logistics Y5	4325	Non-Instructional Supplies	499900	Other Interdisciplinary Studies	-	-	4,000
1200	20965	Global Trade and Logistics Y5	5050	Consultants & Contracts	499900	Other Interdisciplinary Studies	-	-	42,057
1200	20965	Global Trade and Logistics Y5	5100	Employee Travel Expenses	499900	Other Interdisciplinary Studies	-	-	7,000
1200	20965	Global Trade and Logistics Y5	5922	Indirect Costs	499900	Other Interdisciplinary Studies	-	-	7,692
	20965 Total						\$ -	\$ -	\$ 200,000
1200	20975	Greenhouse Account	4325	Non-Instructional Supplies	689000	Other Community Svcs and Eco Devl	1,358.60	1,500	-
	20975 Total						\$ 1,358.60	\$ 1,500	\$ -
1200	20980	Strong Workforce Program A1	4310	Instructional Supplies	499900	Other Interdisciplinary Studies	-	358	358
1200	20980	Strong Workforce Program A1	5922	Indirect Costs	499900	Other Interdisciplinary Studies	-	3,949	2,358
1200	20980	Strong Workforce Program A1	6410	Instructional Equipment	499900	Other Interdisciplinary Studies	-	98,716	100,307
	20980 Total						\$ -	\$ 103,023	\$ 103,023
1200	20990	SWP Regional Funding	6120	Site Improvements	499900	Other Interdisciplinary Studies	37,303.92	94,944	57,496
1200	20990	SWP Regional Funding	6210	Building; New	499900	Other Interdisciplinary Studies	-	76,672	76,816
	20990 Total						\$ 37,303.92	\$ 171,616	\$ 134,312
1200	22510	OTF Bachelor's Degree Equine Ind.	6110	Land Purchase	010100	Agriculture Technology and Sciences	300,000.00	300,000	-
1200	22510	OTF Bachelor's Degree Equine Ind.	7910	Contingency Appropriation	010100	Agriculture Technology and Sciences	-	50,000	-
	22510 Total						\$ 300,000.00	\$ 350,000	\$ 350,000
1200	23100	Boating Safety	4310	Instructional Supplies	011510	Parks and Outdoor Recreation	11,801.45	11,826	13,000
1200	23100	Boating Safety	5100	Employee Travel Expenses	011510	Parks and Outdoor Recreation	1,172.30	1,172	660
1200	23100	Boating Safety	6410	Instructional Equipment	011510	Parks and Outdoor Recreation	8,461.83	8,462	8,000
1200	23100	Boating Safety	7601	Student Fees	011510	Parks and Outdoor Recreation	2,600.00	2,600	-
	23100 Total						\$ 24,035.58	\$ 24,060	\$ 21,660
1200	24150	Child Dev Training Consortium PartB	4310	Instructional Supplies	130500	Child Develop/Early Care and Ed	400.00	400	-
1200	24150	Child Dev Training Consortium PartB	7602	Student Reimbursement of Fees	130500	Child Develop/Early Care and Ed	4,600.00	4,600	-
	24150 Total						\$ 5,000.00	\$ 5,000	\$ -
1200	24200	CDE Early Childhood Mentor Prg	5100	Employee Travel Expenses	130500	Child Develop/Early Care and Ed	262.15	1,004	-
	24200 Total						\$ 262.15	\$ 1,004	\$ -
1200	24750	Culinary Arts	4310	Instructional Supplies	130630	Culinary Arts	262.15	1,004	-
1200	24750	Culinary Arts	4325	Non-Instructional Supplies	130630	Culinary Arts	3,803.07	6,000	-
	24750 Total						\$ 20.43	\$ -	\$ -
	24750 Total						\$ 3,823.50	\$ 6,000	\$ -

RESTRICTED GENERAL FUND - 2017-18 PROPOSED FINAL BUDGET

Account Codes 1000 through 7000 - Sorted by Organization Code

Funds included: 1200 General - Restricted

Fund	Organization Code	Organization Title	Account Code	Account Title	Program Code	Program Title	2016 - 2017		2017 - 2018	
							Actual Expenses 17ACT	Accounted Budget 17ACB	Adopted Budget 17ADB	Proposed Final Budget 18ADB
1200	10410	PIO BS Pilot Marketing & Outreach	5050	Consultants & Contracts	671000	Community Relations	\$ -	\$ -	\$ -	\$ 13,801
1200	25200	Equine Studies Horse Boarding	4325	Non-Instructional Supplies	010240	Equine Science	\$ -	\$ -	\$ -	\$ 69,630
1200	25200	Equine Studies Horse Boarding	6120	Site Improvements	010240	Equine Science	-	-	-	10,970
1200	25200	Equine Studies Horse Boarding	6210	Building, New	010240	Equine Science	-	-	-	75,000
1200	25200	Equine Studies Horse Boarding	6410	Instructional Equipment	010240	Equine Science	-	-	-	10,000
1200	25200	Equine Studies Horse Boarding	7925	Reserve for Reduced Revenue	010240	Equine Science	-	-	-	17,000
1200	25200	Equine Studies Instructional	4325	Non-Instructional Supplies	010240	Equine Science	46,675.45	69,630	69,630	-
1200	25200	Equine Studies Instructional	6120	Site Improvements	010240	Equine Science	-	10,970	10,970	-
1200	25200	Equine Studies Instructional	6210	Building, New	010240	Equine Science	-	75,000	-	-
1200	25200	Equine Studies Instructional	6410	Instructional Equipment	010240	Equine Science	6,775.00	10,000	10,000	-
1200	25200	Equine Studies Instructional	7925	Reserve for Reduced Revenue	010240	Equine Science	-	17,000	17,000	-
	25200 Total						\$ 53,450.45	\$ 182,600	\$ 107,600	\$ 182,600
1200	25520	Rodeo Boarding Fees	4325	Non-Instructional Supplies	010240	Equine Science	\$ 4,668.94	\$ 12,000	\$ 12,000	\$ 3,000
1200	25520	Rodeo Boarding Fees	6120	Site Improvements	010240	Equine Science	-	6,000	6,000	1,000
1200	25520	Rodeo Boarding Fees	6410	Instructional Equipment	010240	Equine Science	-	5,715	5,715	-
1200	25520	Rodeo Boarding Fees	7925	Reserve for Reduced Revenue	010240	Equine Science	-	2,100	2,100	-
	25520 Total						\$ 4,668.94	\$ 25,815	\$ 25,815	\$ 4,000
1200	29346	CTE Transitions Grant Y6	5050	Consultants & Contracts	499900	Other Interdisciplinary Studies	\$ -	\$ -	\$ -	\$ -
1200	29346	CTE Transitions Grant Y6	1240	Non-Inst Certificated Other	649900	Other Student Services	8,000.00	8,000	-	-
1200	29346	CTE Transitions Grant Y6	2125	Short Term Sub / Hrly Temp	649900	Other Student Services	21,850	21,850	-	-
1200	29346	CTE Transitions Grant Y6	3000	Payroll Benefits	649900	Other Student Services	3,693	-	-	-
1200	29346	CTE Transitions Grant Y6	3110	STRS Instructional	649900	Other Student Services	629.00	-	-	-
1200	29346	CTE Transitions Grant Y6	3221	PERS Classified Other	649900	Other Student Services	302.33	-	-	-
1200	29346	CTE Transitions Grant Y6	3310	FICA Instructional	649900	Other Student Services	186.10	-	-	-
1200	29346	CTE Transitions Grant Y6	3321	FICA Classified Other	649900	Other Student Services	1,355.00	-	-	-
1200	29346	CTE Transitions Grant Y6	3330	Medicare Instructional	649900	Other Student Services	116.02	-	-	-
1200	29346	CTE Transitions Grant Y6	3341	Medicare Classified Other	649900	Other Student Services	316.90	-	-	-
1200	29346	CTE Transitions Grant Y6	3510	Unemployment Instructional	649900	Other Student Services	4.00	-	-	-
1200	29346	CTE Transitions Grant Y6	3521	Unemployment Classified Other	649900	Other Student Services	10.94	-	-	-
1200	29346	CTE Transitions Grant Y6	3621	Workers Comp Instructional	649900	Other Student Services	191.36	-	-	-
1200	29346	CTE Transitions Grant Y6	3621	Workers Comp Classified Other	649900	Other Student Services	522.77	-	-	-
1200	29346	CTE Transitions Grant Y6	4310	Instructional Supplies	649900	Other Student Services	5,040.42	5,224	-	-
1200	29346	CTE Transitions Grant Y6	5050	Consultants & Contracts	649900	Other Student Services	1,781.03	2,500	-	-
1200	29346	CTE Transitions Grant Y6	5076	Maintenance Contracts	649900	Other Student Services	112.95	-	-	-
1200	29346	CTE Transitions Grant Y6	5100	Employee Travel Expenses	649900	Other Student Services	544.40	800	-	-
1200	29346	CTE Transitions Grant Y6	5922	Indirect Costs	649900	Other Student Services	1,658.52	1,681	-	-
	29346 Total						\$ 43,121.50	\$ 43,748	\$ 7,000	\$ -
1200	29350	Industry Driven Regional Collab.	1240	Non-Inst Certificated Other	684000	Economic Development	\$ -	\$ -	\$ -	\$ -
1200	29350	Industry Driven Regional Collab.	2110	Classified Administration Salary	684000	Economic Development	46,922.14	42,988	42,262	-
1200	29350	Industry Driven Regional Collab.	2125	Short Term Sub / Hrly Temp	684000	Economic Development	1,398.05	-	1,750	-

RESTRICTED GENERAL FUND - 2017-18 PROPOSED FINAL BUDGET

Account Codes 1000 through 7000 - Sorted by Organization Code

Funds included: 1200 General - Restricted

Fund	Organization		Account		Program Code	Program Title	2016 - 2017	2016 - 2017	2016 - 2017	2017 - 2018
	Code	Organization Title	Code	Account Title			Actual Expenses	Accounted Budget	Adopted Budget	Proposed Final Budget
						17ACT	17ACB	17ADB	18ADB	
1200	10410	PIO BS Pilot Marketing & Outreach	5050	Consultants & Contracts	671000	Community Relations	\$ -	\$ -	\$ -	\$ 13,801
1200	29350	Industry Driven Regional Collab.	2210	Instructional Aides; Salary	684000	Economic Development	1,685.02	-	-	-
1200	29350	Industry Driven Regional Collab.	3000	Payroll Benefits	684000	Economic Development	-	21,920	20,818	-
1200	29350	Industry Driven Regional Collab.	3110	STRS Instructional	684000	Economic Development	717.06	-	-	-
1200	29350	Industry Driven Regional Collab.	3221	PERS Classified Other	684000	Economic Development	5,378.10	-	-	-
1200	29350	Industry Driven Regional Collab.	3310	FICA Instructional	684000	Economic Development	372.16	-	-	-
1200	29350	Industry Driven Regional Collab.	3321	FICA Classified Other	684000	Economic Development	3,101.73	-	-	-
1200	29350	Industry Driven Regional Collab.	3330	Medicare Instructional	684000	Economic Development	169.75	-	-	-
1200	29350	Industry Driven Regional Collab.	3341	Medicare Classified Other	684000	Economic Development	725.42	-	-	-
1200	29350	Industry Driven Regional Collab.	3421	Health Classified Other	684000	Economic Development	9,787.63	-	-	-
1200	29350	Industry Driven Regional Collab.	3510	Unemployment Instructional	684000	Economic Development	5.85	-	-	-
1200	29350	Industry Driven Regional Collab.	3521	Unemployment Classified Other	684000	Economic Development	25.05	-	-	-
1200	29350	Industry Driven Regional Collab.	3610	Workers Comp Instructional	684000	Economic Development	279.87	-	-	-
1200	29350	Industry Driven Regional Collab.	3621	Workers Comp Classified Other	684000	Economic Development	1,196.10	-	-	-
1200	29350	Industry Driven Regional Collab.	4310	Instructional Supplies	684000	Economic Development	-	-	3,225	-
1200	29350	Industry Driven Regional Collab.	4325	Non-instructional Supplies	684000	Economic Development	91.69	100	-	-
1200	29350	Industry Driven Regional Collab.	5050	Consultants & Contracts	684000	Economic Development	294,536.67	302,077	146,160	-
1200	29350	Industry Driven Regional Collab.	5100	Employee Travel Expenses	684000	Economic Development	4,988.47	10,000	10,000	-
1200	29350	Industry Driven Regional Collab.	5922	Indirect Costs	684000	Economic Development	18,942.00	18,942	20,509	-
1200	29350 Total					\$ 402,022.76	\$ 402,027	\$ 251,724	\$ -	
1200	29420	Adult Education Grant	4325	Non-instructional Supplies	499900	Other Interdisciplinary Studies	1,856.00	1,856	3,000	-
1200	29420	Adult Education Grant	5050	Consultants & Contracts	499900	Other Interdisciplinary Studies	292,427.15	291,570	291,570	-
1200	29420	Adult Education Grant	5055	Online Contract Service	499900	Other Interdisciplinary Studies	5,979.80	5,979	3,000	-
1200	29420	Adult Education Grant	5100	Employee Travel Expenses	499900	Other Interdisciplinary Studies	1,307.05	1,307	2,000	-
1200	29420	Adult Education Grant	5103	Classified Professional Develop	499900	Other Interdisciplinary Studies	-	-	2,000	-
1200	29420	Adult Education Grant	5922	Indirect Costs	499900	Other Interdisciplinary Studies	15,078.34	15,078	15,078	-
1200	29420 Total					\$ 316,648.34	\$ 316,648	\$ 316,648	\$ -	
1200	29421	AEBG Accountability Grant	5050	Consultants & Contracts	499900	Other Interdisciplinary Studies	96,345.89	117,820	117,820	16,657
1200	29421	AEBG Accountability Grant	5922	Indirect Costs	499900	Other Interdisciplinary Studies	4,817.29	5,891	5,891	5,891
1200	29421 Total					\$ 101,163.18	\$ 123,711	\$ 123,711	\$ 22,548	
1200	29422	Adult Education Grant Year 2	2110	Classified Administration Salary	499900	Other Interdisciplinary Studies	63,149.19	63,400	61,400	-
1200	29422	Adult Education Grant Year 2	3000	Payroll Benefits	499900	Other Interdisciplinary Studies	-	31,787	26,500	-
1200	29422	Adult Education Grant Year 2	3220	PERS Classified Admin	499900	Other Interdisciplinary Studies	8,770.51	-	-	-
1200	29422	Adult Education Grant Year 2	3320	FICA Classified Admin	499900	Other Interdisciplinary Studies	3,915.26	-	-	-
1200	29422	Adult Education Grant Year 2	3340	Medicare Classified Admin	499900	Other Interdisciplinary Studies	915.66	-	-	-
1200	29422	Adult Education Grant Year 2	3420	Health Classified Admin	499900	Other Interdisciplinary Studies	15,929.67	-	-	-
1200	29422	Adult Education Grant Year 2	3520	Unemployment Classified Admin	499900	Other Interdisciplinary Studies	31.53	-	-	-
1200	29422	Adult Education Grant Year 2	3620	Workers Comp Classified Admin	499900	Other Interdisciplinary Studies	1,510.53	-	-	-
1200	29422	Adult Education Grant Year 2	4310	Instructional Supplies	499900	Other Interdisciplinary Studies	199.00	199	2,000	-
1200	29422	Adult Education Grant Year 2	4325	Non-instructional Supplies	499900	Other Interdisciplinary Studies	2,306.96	3,180	5,000	-

RESTRICTED GENERAL FUND - 2017-18 PROPOSED FINAL BUDGET

Account Codes 1000 through 7000 - Sorted by Organization Code

Funds included:		1200		General - Restricted		2016 - 2017		2016 - 2017		2016 - 2017		2017 - 2018	
Fund	Organization Code	Organization Title	Account Code	Account Title	Program Code	Program Title	Actual Expenses 17ACT	Accounted Budget 17ACB	Adopted Budget 17ADB	Proposed Budget 18ADB	Final Budget		
1200	10410	PIO BS Pilot Marketing & Outreach	5050	Consultants & Contracts	671000	Community Relations	\$ -	\$ 12,000	\$ -	\$ -	\$ 13,801		
1200	29422	Adult Education Grant Year 2	5050	Consultants & Contracts	499900	Other Interdisciplinary Studies	469,635.69	619,856	615,690	615,690	137,671		
1200	29422	Adult Education Grant Year 2	5055	Online Contract Service	499900	Other Interdisciplinary Studies	4,327.00	4,327	6,000	6,000	-		
1200	29422	Adult Education Grant Year 2	5070	Facilities Leases and Rentals	499900	Other Interdisciplinary Studies	-	-	2,066	2,066	-		
1200	29422	Adult Education Grant Year 2	5076	Maintenance Contracts	499900	Other Interdisciplinary Studies	112.95	114	-	-	-		
1200	29422	Adult Education Grant Year 2	5100	Employee Travel Expenses	499900	Other Interdisciplinary Studies	4,236.75	4,529	6,450	6,450	-		
1200	29422	Adult Education Grant Year 2	5106	Employee Lodging	499900	Other Interdisciplinary Studies	-	-	2,000	2,000	-		
1200	29422	Adult Education Grant Year 2	5107	Employee Conference Registration	499900	Other Interdisciplinary Studies	-	-	600	600	-		
1200	29422	Adult Education Grant Year 2	5109	General Professional Development	499900	Other Interdisciplinary Studies	8,000.00	8,814	6,000	6,000	-		
1200	29422	Adult Education Grant Year 2	5922	Indirect Costs	499900	Other Interdisciplinary Studies	29,152.04	36,810	36,810	36,810	-		
1200	29422	Adult Education Grant Year 2	5940	Publishing Services	499900	Other Interdisciplinary Studies	-	-	2,500	2,500	-		
	29422 Total						\$ 612,192.74	\$ 773,016	\$ 773,016	\$ 773,016	\$ 174,481		
1200	29423	Adult Education Grant Year 3	2110	Classified Administration Salary	499900	Other Interdisciplinary Studies	-	-	-	-	65,000		
1200	29423	Adult Education Grant Year 3	3000	Payroll Benefits	499900	Other Interdisciplinary Studies	-	-	-	-	28,000		
1200	29423	Adult Education Grant Year 3	4325	Non-Instructional Supplies	499900	Other Interdisciplinary Studies	-	-	-	-	5,000		
1200	29423	Adult Education Grant Year 3	5050	Consultants & Contracts	499900	Other Interdisciplinary Studies	-	-	-	-	627,858		
1200	29423	Adult Education Grant Year 3	5055	Online Contract Service	499900	Other Interdisciplinary Studies	-	-	-	-	348		
1200	29423	Adult Education Grant Year 3	5100	Employee Travel Expenses	499900	Other Interdisciplinary Studies	-	-	-	-	5,000		
1200	29423	Adult Education Grant Year 3	5109	General Professional Development	499900	Other Interdisciplinary Studies	-	-	-	-	5,000		
1200	29423	Adult Education Grant Year 3	5922	Indirect Costs	499900	Other Interdisciplinary Studies	-	-	-	-	36,810		
	29423 Total						\$ -	\$ -	\$ -	\$ -	\$ 773,016		
1200	29510	Go Teach Adult Education Mini-Grant	1240	Non-Inst Certificated Other	130500	Child Develop/Early Care and Ed	-	27,400	-	-	-		
1200	29510	Go Teach Adult Education Mini-Grant	3000	Payroll Benefits	130500	Child Develop/Early Care and Ed	-	2,410	-	-	-		
1200	29510	Go Teach Adult Education Mini-Grant	3110	STRS Instructional	130500	Child Develop/Early Care and Ed	679.34	-	-	-	-		
1200	29510	Go Teach Adult Education Mini-Grant	3310	FICA Instructional	130500	Child Develop/Early Care and Ed	663.44	-	-	-	-		
1200	29510	Go Teach Adult Education Mini-Grant	3330	Medicare Instructional	130500	Child Develop/Early Care and Ed	397.45	-	-	-	-		
1200	29510	Go Teach Adult Education Mini-Grant	3510	Unemployment Instructional	130500	Child Develop/Early Care and Ed	13.71	-	-	-	-		
1200	29510	Go Teach Adult Education Mini-Grant	3610	Workers Comp Instructional	130500	Child Develop/Early Care and Ed	655.38	-	-	-	-		
1200	29510	Go Teach Adult Education Mini-Grant	4310	Instructional Supplies	130500	Child Develop/Early Care and Ed	1,346.68	1,349	-	-	-		
1200	29510	Go Teach Adult Education Mini-Grant	4325	Non-Instructional Supplies	130500	Child Develop/Early Care and Ed	3,016.17	3,016	-	-	-		
1200	29510	Go Teach Adult Education Mini-Grant	5050	Consultants & Contracts	130500	Child Develop/Early Care and Ed	11,496.00	11,496	-	-	-		
1200	29510	Go Teach Adult Education Mini-Grant	5100	Employee Travel Expenses	130500	Child Develop/Early Care and Ed	258.44	259	-	-	-		
1200	29510	Go Teach Adult Education Mini-Grant	5905	Events and Programs	130500	Child Develop/Early Care and Ed	180.18	181	-	-	-		
	29510 Total						\$ 46,106.79	\$ 46,111	\$ 2,000	\$ 2,000	\$ -		
1200	30010	Community Service Classes	1240	Non-Inst Certificated Other	682000	Community Services Classes	-	4,000	-	-	-		
1200	30010	Community Service Classes	3000	Payroll Benefits	682000	Community Services Classes	-	1,100	-	-	-		
1200	30010	Community Service Classes	3323	FICA Academic Other	682000	Community Services Classes	232.42	-	-	-	-		
1200	30010	Community Service Classes	3343	Medicare Academic Other	682000	Community Services Classes	54.35	-	-	-	-		
1200	30010	Community Service Classes	3531	Unemployment Acad. Other	682000	Community Services Classes	1.87	-	-	-	-		
1200	30010	Community Service Classes	3631	Workers Comp Academic Other	682000	Community Services Classes	89.67	-	-	-	-		

RESTRICTED GENERAL FUND - 2017-18 PROPOSED FINAL BUDGET

Account Codes 1000 through 7000 - Sorted by Organization Code

Funds included:			General - Restricted				2017 - 2018		
Organization Code	Organization Title	Account Code	Account Title	Program Code	Program Title	2016 - 2017 Actual Expenses 17ACT	2016 - 2017 Accounted Budget 17ACB	2016 - 2017 Adopted Budget 17ADB	Proposed Final Budget 18ADB
1200	10410	5050	Consultants & Contracts	671000	Community Relations	\$ -	\$ 12,000	\$ -	\$ 13,801
1200	30010	5070	Facilities Leases and Rentals	682000	Community Services Classes	250.00	890	890	-
1200	30010	5940	Publishing Services	682000	Community Services Classes	729.60	1,000	500	-
	30010 Total					\$ 5,106.51	\$ 6,990	\$ 4,490	\$ -
1200	30112	2335	FRC Climbing Wall Rest.	681000	Community Recreation	\$ 388.50	\$ 772	\$ -	\$ -
1200	30112	3000	FRC Climbing Wall Rest.	681000	Community Recreation	-	78	-	-
1200	30112	3621	FRC Climbing Wall Rest.	681000	Community Recreation	9.29	-	-	-
	30112 Total					\$ 397.79	\$ 850	\$ -	\$ -
1200	30120	1210	SSSP	632000	Matriculation and Student Assessmen	\$ 22,135.17	\$ 26,000	\$ -	\$ -
1200	30120	1240	SSSP	632000	Matriculation and Student Assessmen	13,235.06	30,816	30,816	32,000
1200	30120	2110	SSSP	632000	Matriculation and Student Assessmen	6,571.98	52,712	42,712	55,000
1200	30120	2120	SSSP	632000	Matriculation and Student Assessmen	34,517.09	84,144	104,071	118,000
1200	30120	2125	SSSP	632000	Matriculation and Student Assessmen	22,322.94	25,000	-	5,000
1200	30120	2210	SSSP	632000	Matriculation and Student Assessmen	3,268.80	10,000	-	7,000
1200	30120	2335	SSSP	632000	Matriculation and Student Assessmen	8,008.88	26,620	31,620	23,000
1200	30120	2340	SSSP	632000	Matriculation and Student Assessmen	15.75	1,000	-	-
1200	30120	2420	SSSP	632000	Matriculation and Student Assessmen	-	75,366	56,003	2,000
1200	30120	3000	SSSP	632000	Matriculation and Student Assessmen	-	-	-	98,000
1200	30120	3110	SSSP	632000	Matriculation and Student Assessmen	62.90	-	-	-
1200	30120	3220	SSSP	632000	Matriculation and Student Assessmen	912.72	-	-	-
1200	30120	3221	SSSP	632000	Matriculation and Student Assessmen	5,614.38	-	-	-
1200	30120	3230	SSSP	632000	Matriculation and Student Assessmen	3,074.07	-	-	-
1200	30120	3310	SSSP	632000	Matriculation and Student Assessmen	24.80	-	-	-
1200	30120	3320	SSSP	632000	Matriculation and Student Assessmen	383.94	-	-	-
1200	30120	3321	SSSP	632000	Matriculation and Student Assessmen	3,716.63	-	-	-
1200	30120	3322	SSSP	632000	Matriculation and Student Assessmen	1,372.96	-	-	-
1200	30120	3330	SSSP	632000	Matriculation and Student Assessmen	191.90	-	-	-
1200	30120	3340	SSSP	632000	Matriculation and Student Assessmen	89.82	-	-	-
1200	30120	3341	SSSP	632000	Matriculation and Student Assessmen	869.20	-	-	-
1200	30120	3342	SSSP	632000	Matriculation and Student Assessmen	321.10	-	-	-
1200	30120	3420	SSSP	632000	Matriculation and Student Assessmen	1,385.28	-	-	-
1200	30120	3421	SSSP	632000	Matriculation and Student Assessmen	11,202.67	-	-	-
1200	30120	3430	SSSP	632000	Matriculation and Student Assessmen	3,280.70	-	-	-
1200	30120	3510	SSSP	632000	Matriculation and Student Assessmen	6.62	-	-	-
1200	30120	3520	SSSP	632000	Matriculation and Student Assessmen	3.06	-	-	-
1200	30120	3521	SSSP	632000	Matriculation and Student Assessmen	29.94	-	-	-
1200	30120	3530	SSSP	632000	Matriculation and Student Assessmen	11.05	-	-	-
1200	30120	3610	SSSP	632000	Matriculation and Student Assessmen	316.56	-	-	-
1200	30120	3620	SSSP	632000	Matriculation and Student Assessmen	147.60	-	-	-
1200	30120	3621	SSSP	632000	Matriculation and Student Assessmen	1,625.57	-	-	-

RESTRICTED GENERAL FUND - 2017-18 PROPOSED FINAL BUDGET

Account Codes 1000 through 7000 - Sorted by Organization Code

Funds included: 1200 General - Restricted

Fund	Organization Code	Organization Title	Account Code	Account Title	Program Code	Program Title	2016 - 2017 Actual Expenses 17ACT	2016 - 2017 Accounted Budget 17ACB	2016 - 2017 Adopted Budget 17ADB	2017 - 2018 Proposed Final Budget 18ADB
1200	10410	PIO BS Pilot Marketing & Outreach	5050	Consultants & Contracts	671000	Community Relations	\$ -	\$ 12,000	\$ -	\$ 13,801
1200	30120	SSSP	3630	Workers Comp Acad Admin	632000	Matriculation and Student Assessmen	529.43	-	-	-
1200	30120	SSSP	4310	Instructional Supplies	632000	Matriculation and Student Assessmen	628.06	15,265	-	-
1200	30120	SSSP	4325	Non-Instructional Supplies	632000	Matriculation and Student Assessmen	3,021.63	44,645	52,500	35,000
1200	30120	SSSP	5050	Consultants & Contracts	632000	Matriculation and Student Assessmen	3,084.16	35,000	30,000	50,000
1200	30120	SSSP	5055	Online Contract Service	632000	Matriculation and Student Assessmen	4,500.00	8,000	2,000	3,000
1200	30120	SSSP	5076	Maintenance Contracts	632000	Matriculation and Student Assessmen	-	-	-	47,000
1200	30120	SSSP	5100	Employee Travel Expenses	632000	Matriculation and Student Assessmen	11,801.94	16,000	17,500	10,000
1200	30120	SSSP	5101	Student Travel Expenses	632000	Matriculation and Student Assessmen	-	2,500	1,500	1,000
1200	30120	SSSP	5103	Classified Professional Develop	632000	Matriculation and Student Assessmen	311.03	1,500	-	-
1200	30120	SSSP	5905	Events and Programs	632000	Matriculation and Student Assessmen	4,616.98	16,872	14,872	15,000
1200	30120	SSSP	5920	Student Meals	632000	Matriculation and Student Assessmen	-	5,000	-	10,000
1200	30120	SSSP	5940	Publishing Services	632000	Matriculation and Student Assessmen	629.34	(4,000)	500	6,000
1200	30120	SSSP	5945	Testing Services	632000	Matriculation and Student Assessmen	1,650.00	4,000	4,000	2,000
1200	30120	SSSP	6415	Non-Instructional Equipment	632000	Matriculation and Student Assessmen	-	-	-	3,000
1200	30120	SSSP	6420	Software exceeding \$753	632000	Matriculation and Student Assessmen	-	-	-	-
1200	30120	SSSP	6420	Software exceeding \$752	632000	Matriculation and Student Assessmen	-	-	-	-
1200	30120	SSSP	6420	Software exceeding \$754	632000	Matriculation and Student Assessmen	-	-	49,000	-
	30120 Total						\$ 175,491.71	\$ 525,440	\$ 437,094	\$ 525,440
1200	30121	SSSP Carryover	1210	Non-Inst Academic Admin Salary	632000	Matriculation and Student Assessmen	\$ -	\$ -	\$ -	\$ 11,500
1200	30121	SSSP Carryover	1240	Non-Inst Certificated Other	632000	Matriculation and Student Assessmen	20,194.12	10,500	-	14,000
1200	30121	SSSP Carryover	2110	Classified Administration Salary	632000	Matriculation and Student Assessmen	22,331.58	22,000	-	25,000
1200	30121	SSSP Carryover	2120	Classified Salary	632000	Matriculation and Student Assessmen	16,365.66	16,000	-	45,000
1200	30121	SSSP Carryover	2125	Short Term Sub / Hrly Temp	632000	Matriculation and Student Assessmen	6,330.00	4,916	53,416	15,000
1200	30121	SSSP Carryover	2210	Instructional Aides; Salary	632000	Matriculation and Student Assessmen	3,517.84	5,000	-	3,500
1200	30121	SSSP Carryover	2335	Non-Inst Student	632000	Matriculation and Student Assessmen	7,975.00	10,000	20,000	18,000
1200	30121	SSSP Carryover	3000	Payroll Benefits	632000	Matriculation and Student Assessmen	-	21,584	6,584	50,000
1200	30121	SSSP Carryover	3110	STRS Instructional	632000	Matriculation and Student Assessmen	226.44	-	-	-
1200	30121	SSSP Carryover	3220	PERS Classified Admin	632000	Matriculation and Student Assessmen	3,104.50	-	-	-
1200	30121	SSSP Carryover	3221	PERS Classified Other	632000	Matriculation and Student Assessmen	2,835.44	-	-	-
1200	30121	SSSP Carryover	3310	FICA Instructional	632000	Matriculation and Student Assessmen	18.60	-	-	-
1200	30121	SSSP Carryover	3320	FICA Classified Admin	632000	Matriculation and Student Assessmen	1,362.17	-	-	-
1200	30121	SSSP Carryover	3321	FICA Classified Other	632000	Matriculation and Student Assessmen	1,614.98	-	-	-
1200	30121	SSSP Carryover	3330	Medicare Instructional	632000	Matriculation and Student Assessmen	292.85	-	-	-
1200	30121	SSSP Carryover	3340	Medicare Classified Admin	632000	Matriculation and Student Assessmen	318.60	-	-	-
1200	30121	SSSP Carryover	3341	Medicare Classified Other	632000	Matriculation and Student Assessmen	377.73	-	-	-
1200	30121	SSSP Carryover	3420	Health Classified Admin	632000	Matriculation and Student Assessmen	5,353.22	-	-	-
1200	30121	SSSP Carryover	3421	Health Classified Other	632000	Matriculation and Student Assessmen	5,380.28	-	-	-
1200	30121	SSSP Carryover	3510	Unemployment Instructional	632000	Matriculation and Student Assessmen	10.10	-	-	-
1200	30121	SSSP Carryover	3520	Unemployment Classified Admin	632000	Matriculation and Student Assessmen	10.98	-	-	-

RESTRICTED GENERAL FUND - 2017-18 PROPOSED FINAL BUDGET

Account Codes 1000 through 7000 - Sorted by Organization Code

Funds Included:				2016 - 2017		2016 - 2017		2016 - 2017		2017 - 2018	
General - Restricted				Actual Expenses		Accounted Budget		Adopted Budget		Proposed Final Budget	
Fund	Organization Code	Organization Title	Account Code	Account Title	17ACT	17ACB	17ADB	17ADB	18ADB		
1200	10410	PIO BS Pilot Marketing & Outreach	5050	Consultants & Contracts	-	12,000	-	-	13,801		
1200	30121	SSSP Carryover	3521	Unemployment Classified Other	13.05	-	-	-	-		
1200	30121	SSSP Carryover	3610	Workers Comp Instructional	483.04	-	-	-	-		
1200	30121	SSSP Carryover	3620	Workers Comp Classified Admin	524.75	-	-	-	-		
1200	30121	SSSP Carryover	3621	Workers Comp Classified Other	813.65	-	-	-	-		
1200	30121	SSSP Carryover	4310	Instructional Supplies	5,812.69	2,590	-	-	20,500		
1200	30121	SSSP Carryover	4325	Non-Instructional Supplies	26,720.29	20,000	-	20,000	38,000		
1200	30121	SSSP Carryover	5050	Consultants & Contracts	9,622.50	20,000	-	20,000	20,000		
1200	30121	SSSP Carryover	5055	Online Contract Service	1,500.00	1,401	-	15,000	5,000		
1200	30121	SSSP Carryover	5100	Employee Travel Expenses	6,305.17	7,410	-	15,000	10,000		
1200	30121	SSSP Carryover	5101	Student Travel Expenses	8.00	500	-	-	5,500		
1200	30121	SSSP Carryover	5905	Events and Programs	23,689.88	25,000	-	25,000	25,000		
1200	30121	SSSP Carryover	5920	Student Meals	2,000.00	5,000	-	-	15,000		
1200	30121	SSSP Carryover	5940	Publishing Services	2,056.39	2,500	-	-	5,000		
1200	30121	SSSP Carryover	5945	Testing Services	-	-	-	-	5,000		
1200	30121	SSSP Carryover	6415	Non-Instructional Equipment	4,230.70	4,350	-	-	25,000		
1200	30121	SSSP Carryover	6420	Software exceeding \$756	-	2,650	-	-	15,000		
1200	30121	SSSP Carryover	6420	Software exceeding \$755	-	-	-	-	5,000		
1200	30121	SSSP Carryover	6420	Software exceeding \$757	-	-	10,000	-	5,000		
	30121 Total				181,400.20	181,401	185,000	185,000	336,000		
1200	30132	Truth Initiative: Smoking Cessation	4325	Non-Instructional Supplies	645.00	2,173	-	-	-		
1200	30132	Truth Initiative: Smoking Cessation	5905	Events and Programs	1,600.00	1,620	-	-	-		
	30132 Total				2,245.00	3,793	3,793	3,793	4,130		
1200	30134	SAMHSA Campus Suicide Prevention	2120	Classified Salary	11,448.75	6,880	-	-	-		
1200	30134	SAMHSA Campus Suicide Prevention	2125	Short Term Sub / Hrly Temp	-	390	-	-	-		
1200	30134	SAMHSA Campus Suicide Prevention	2335	Non-Inst Student	-	2,871	-	-	-		
1200	30134	SAMHSA Campus Suicide Prevention	3000	Payroll Benefits	1,590.01	-	-	-	-		
1200	30134	SAMHSA Campus Suicide Prevention	3221	PERS Classified Other	709.82	-	-	-	-		
1200	30134	SAMHSA Campus Suicide Prevention	3321	FICA Classified Other	166.01	-	-	-	-		
1200	30134	SAMHSA Campus Suicide Prevention	3341	Medicare Classified Other	5.72	-	-	-	-		
1200	30134	SAMHSA Campus Suicide Prevention	3521	Unemployment Classified Other	273.86	-	-	-	-		
1200	30134	SAMHSA Campus Suicide Prevention	3621	Workers Comp Classified Other	538.35	3,243	-	-	1,566		
1200	30134	SAMHSA Campus Suicide Prevention	4325	Non-Instructional Supplies	30,517.64	39,020	-	-	-		
1200	30134	SAMHSA Campus Suicide Prevention	5050	Consultants & Contracts	-	6,103	-	-	6,103		
1200	30134	SAMHSA Campus Suicide Prevention	5100	Employee Travel Expenses	-	-	-	-	6,103		
1200	30134	SAMHSA Campus Suicide Prevention	5150	Independent Service Contracts	864.05	1,223	-	-	359		
1200	30134	SAMHSA Campus Suicide Prevention	5922	Indirect Costs	-	-	-	-	-		
	30134 Total				46,114.21	65,272	61,000	61,000	19,158		
1200	30145	Student Transportation	5050	Consultants & Contracts	-	61,000	-	61,000	-		
	30145 Total				-	61,000	61,000	61,000	-		

RESTRICTED GENERAL FUND - 2017-18 PROPOSED FINAL BUDGET

Account Codes 1000 through 7000 - Sorted by Organization Code

Fund	Organization Code	Organization Title	Account Code	Account Title	Program Code	Program Title	2016 - 2017		2017 - 2018		
							Actual Expenses 17ACT	Accounted Budget 17ACB	Adopted Budget 17ADB	Proposed Final Budget 18ADB	
			1200	General - Restricted							
1200	10410	PIO BS Pilot Marketing & Outreach	5050	Consultants & Contracts	671000	Community Relations	\$ -	\$ 12,000	\$ -	\$ 13,801	
1200	30190	Student Equity	1210	Non-Inst Academic Admin Salary	649000	Miscellaneous Student Services	\$ 9,602.13	\$ 10,000	\$ -	\$ -	
1200	30190	Student Equity	1240	Non-Inst Certificated Other	649000	Miscellaneous Student Services	-	1,000	5,000	6,000	
1200	30190	Student Equity	2110	Classified Administration Salary	649000	Miscellaneous Student Services	5,605.71	45,802	40,802	23,500	
1200	30190	Student Equity	2120	Classified Salary	649000	Miscellaneous Student Services	25,100.81	55,925	59,325	66,000	
1200	30190	Student Equity	2125	Short Term Sub / Hrlly Temp	649000	Miscellaneous Student Services	-	-	-	2,000	
1200	30190	Student Equity	2335	Non-Inst Student	649000	Miscellaneous Student Services	4,139.50	10,000	20,000	3,500	
1200	30190	Student Equity	2340	Classified Overtime	649000	Miscellaneous Student Services	55.13	1,000	-	-	
1200	30190	Student Equity	3000	Payroll Benefits	649000	Miscellaneous Student Services	-	40,873	44,873	44,000	
1200	30190	Student Equity	3220	PERS Classified Admin	649000	Miscellaneous Student Services	775.44	-	-	-	
1200	30190	Student Equity	3221	PERS Classified Other	649000	Miscellaneous Student Services	3,485.99	-	-	-	
1200	30190	Student Equity	3230	PERS Academic Admin	649000	Miscellaneous Student Services	1,333.74	-	-	-	
1200	30190	Student Equity	3320	FICA Classified Admin	649000	Miscellaneous Student Services	327.52	-	-	-	
1200	30190	Student Equity	3321	FICA Classified Other	649000	Miscellaneous Student Services	1,556.31	-	-	-	
1200	30190	Student Equity	3322	FICA Academic Admin	649000	Miscellaneous Student Services	595.68	-	-	-	
1200	30190	Student Equity	3340	Medicare Classified Admin	649000	Miscellaneous Student Services	76.63	-	-	-	
1200	30190	Student Equity	3341	Medicare Classified Other	649000	Miscellaneous Student Services	363.99	-	-	-	
1200	30190	Student Equity	3342	Medicare Academic Admin	649000	Miscellaneous Student Services	139.29	-	-	-	
1200	30190	Student Equity	3421	Health Classified Admin	649000	Miscellaneous Student Services	1,184.33	-	-	-	
1200	30190	Student Equity	3421	Health Classified Other	649000	Miscellaneous Student Services	1,437.42	-	-	-	
1200	30190	Student Equity	3430	Health Academic Admin	649000	Miscellaneous Student Services	1,423.44	-	-	-	
1200	30190	Student Equity	3520	Unemployment Classified Admin	649000	Miscellaneous Student Services	2.64	-	-	-	
1200	30190	Student Equity	3521	Unemployment Classified Other	649000	Miscellaneous Student Services	12.55	-	-	-	
1200	30190	Student Equity	3530	Unemployment Acad. Admin	649000	Miscellaneous Student Services	4.80	-	-	-	
1200	30190	Student Equity	3620	Workers Comp Classified Admin	649000	Miscellaneous Student Services	125.85	-	-	-	
1200	30190	Student Equity	3621	Workers Comp Classified Other	649000	Miscellaneous Student Services	700.79	-	-	-	
1200	30190	Student Equity	3630	Workers Comp Acad Admin	649000	Miscellaneous Student Services	229.74	-	-	-	
1200	30190	Student Equity	4310	Instructional Supplies	649000	Miscellaneous Student Services	-	5,000	5,000	5,000	
1200	30190	Student Equity	4325	Non-Instructional Supplies	649000	Miscellaneous Student Services	705.76	5,000	-	7,000	
1200	30190	Student Equity	5050	Consultants & Contracts	649000	Miscellaneous Student Services	1,250.00	11,000	10,000	11,000	
1200	30190	Student Equity	5100	Employee Travel Expenses	649000	Miscellaneous Student Services	2,681.65	5,000	15,000	5,500	
1200	30190	Student Equity	5101	Student Travel Expenses	649000	Miscellaneous Student Services	493.60	3,000	5,000	2,500	
1200	30190	Student Equity	5905	Events and Programs	649000	Miscellaneous Student Services	4,684.28	13,000	8,000	13,000	
1200	30190	Student Equity	5920	Student Meals	649000	Miscellaneous Student Services	-	-	-	5,000	
1200	30190	Student Equity	5940	Publishing Services	649000	Miscellaneous Student Services	209.14	5,000	10,000	5,000	
1200	30190	Student Equity	6410	Instructional Equipment	649000	Miscellaneous Student Services	-	7,000	7,000	-	
1200	30190	Student Equity	6415	Non-Instructional Equipment	649000	Miscellaneous Student Services	-	-	-	10,000	
1200	30190	Student Equity	7601	Student Fees	649000	Miscellaneous Student Services	365.00	2,000	-	-	
1200	30190	Student Equity	7615	Student Books	649000	Miscellaneous Student Services	17,640.71	29,400	20,000	41,000	
	30190 Total						\$ 86,309.57	\$ 250,000	\$ 250,000	\$ 250,000	

RESTRICTED GENERAL FUND - 2017-18 PROPOSED FINAL BUDGET

Account Codes 1000 through 7000 - Sorted by Organization Code

Funds included:		1200		General - Restricted		2016 - 2017		2016 - 2017		2016 - 2017		2017 - 2018	
Fund	Organization Code	Organization Title	Account Code	Account Title	Program Code	Program Title	Actual Expenses 17ACT	Accounted Budget 17ACB	Adopted Budget 17ADB	Proposed Final Budget 18ADB			
1200	10410	PIO BS Pilot Marketing & Outreach	5050	Consultants & Contracts	671000	Community Relations	\$ -	\$ 12,000	\$ -	\$ 13,801			
1200	30191	Student Equity Carryover	1210	Non-Inst Academic Admin Salary	649000	Miscellaneous Student Services	\$ -	\$ -	\$ -	\$ 5,000			
1200	30191	Student Equity Carryover	1240	Non-Inst Certificated Other	649000	Miscellaneous Student Services	5,900.00	6,400	5,000	2,000			
1200	30191	Student Equity Carryover	2110	Classified Administration Salary	649000	Miscellaneous Student Services	15,881.76	8,000	-	14,000			
1200	30191	Student Equity Carryover	2120	Classified Salary	649000	Miscellaneous Student Services	23,113.68	19,350	4,000	22,000			
1200	30191	Student Equity Carryover	2125	Short Term Sub / Hrly Temp	649000	Miscellaneous Student Services	243.37	1,500	-	5,000			
1200	30191	Student Equity Carryover	2335	Non-Inst Student	649000	Miscellaneous Student Services	1,900.00	5,000	10,000	6,000			
1200	30191	Student Equity Carryover	2340	Classified Overtime	649000	Miscellaneous Student Services	222.00	4,500	-	-			
1200	30191	Student Equity Carryover	3000	Payroll Benefits	649000	Miscellaneous Student Services	-	11,638	1,000	16,000			
1200	30191	Student Equity Carryover	3110	STRS Instructional	649000	Miscellaneous Student Services	478.04	-	-	-			
1200	30191	Student Equity Carryover	3220	PERS Classified Admin	649000	Miscellaneous Student Services	2,205.66	-	-	-			
1200	30191	Student Equity Carryover	3221	PERS Classified Other	649000	Miscellaneous Student Services	3,209.99	-	-	-			
1200	30191	Student Equity Carryover	3310	FICA Instructional	649000	Miscellaneous Student Services	130.26	-	-	-			
1200	30191	Student Equity Carryover	3320	FICA Classified Admin	649000	Miscellaneous Student Services	985.34	-	-	-			
1200	30191	Student Equity Carryover	3321	FICA Classified Other	649000	Miscellaneous Student Services	1,461.93	-	-	-			
1200	30191	Student Equity Carryover	3330	Medicare Instructional	649000	Miscellaneous Student Services	85.61	-	-	-			
1200	30191	Student Equity Carryover	3340	Medicare Classified Admin	649000	Miscellaneous Student Services	230.43	-	-	-			
1200	30191	Student Equity Carryover	3341	Medicare Classified Other	649000	Miscellaneous Student Services	341.88	-	-	-			
1200	30191	Student Equity Carryover	3420	Health Classified Admin	649000	Miscellaneous Student Services	3,990.25	-	-	-			
1200	30191	Student Equity Carryover	3421	Health Classified Other	649000	Miscellaneous Student Services	1,040.90	-	-	-			
1200	30191	Student Equity Carryover	3510	Unemployment Instructional	649000	Miscellaneous Student Services	2.95	-	-	-			
1200	30191	Student Equity Carryover	3520	Unemployment Classified Admin	649000	Miscellaneous Student Services	7.94	-	-	-			
1200	30191	Student Equity Carryover	3521	Unemployment Classified Other	649000	Miscellaneous Student Services	11.75	-	-	-			
1200	30191	Student Equity Carryover	3610	Workers Comp Instructional	649000	Miscellaneous Student Services	141.14	-	-	-			
1200	30191	Student Equity Carryover	3620	Workers Comp Classified Admin	649000	Miscellaneous Student Services	379.88	-	-	-			
1200	30191	Student Equity Carryover	3621	Workers Comp Classified Other	649000	Miscellaneous Student Services	609.46	-	-	-			
1200	30191	Student Equity Carryover	4310	Instructional Supplies	649000	Miscellaneous Student Services	321.51	1,000	5,000	10,000			
1200	30191	Student Equity Carryover	4325	Non-Instructional Supplies	649000	Miscellaneous Student Services	1,329.59	1,300	-	10,000			
1200	30191	Student Equity Carryover	5050	Consultants & Contracts	649000	Miscellaneous Student Services	10,090.00	10,300	10,000	5,000			
1200	30191	Student Equity Carryover	5100	Employee Travel Expenses	649000	Miscellaneous Student Services	761.34	1,300	15,000	5,000			
1200	30191	Student Equity Carryover	5101	Student Travel Expenses	649000	Miscellaneous Student Services	1,776.40	2,000	5,000	5,000			
1200	30191	Student Equity Carryover	5905	Events and Programs	649000	Miscellaneous Student Services	7,661.76	11,000	20,000	15,000			
1200	30191	Student Equity Carryover	5940	Publishing Services	649000	Miscellaneous Student Services	870.75	2,154	10,000	4,000			
1200	30191	Student Equity Carryover	6410	Instructional Equipment	649000	Miscellaneous Student Services	-	-	-	3,000			
1200	30191	Student Equity Carryover	6415	Non-Instructional Equipment	649000	Miscellaneous Student Services	-	-	-	4,000			
1200	30191	Student Equity Carryover	7601	Student Fees	649000	Miscellaneous Student Services	-	-	-	3,000			
1200	30191	Student Equity Carryover	7615	Student Books	649000	Miscellaneous Student Services	-	-	-	4,000			
1200	30191 Total						\$ 30,674.45	30,675	25,000	20,000			
1200	30210	CalWORKs	2120	Classified Salary	649000	Miscellaneous Student Services	\$ 116,060.02	\$ 116,117	\$ 110,000	\$ 159,000			
1200	30210	CalWORKs	2335	Non-Inst Student	649000	Miscellaneous Student Services	\$ 21,968.55	\$ 22,471	\$ 25,697	\$ 25,697			
							14,331.93	15,780	64,780	64,780			